

rotork[®]
Instruments

Spool Valves and Accessories

1500,1600,1650 series



MIDLAND-ACS
A rotork[®] Brand

Keeping the World Flowing

Contents



Section	Page	Section	Page
Introduction	3	1600 Series spool valves 1/2" pilot operated	36
1500 Series spool valves 1/4" pilot operated	4	Pilot operated	37
Pilot operated spring-return	5	Double pilot operated	38
Double pilot operated spring-return	6	Pilot operated latchlock manual reset	39
Pilot servo operated spring-return	7	Pilot operated reverse latchlock manual reset	40
Pilot operated latchlock manual reset	8	1600 Series spool valves 1/2" mechanically operated spring-return	41
Pilot operated reverse latchlock manual reset	9	Pad operated	42
1500 Series spool valves	10	Key operated	43
1/4" mechanically operated spring-return		Pad operated pilot return	44
Plunger operated	11	Pad operated spring-return	45
Roller Lever operated	12	Lever operated spring-return	46
Roller operated	13	1600 Series spool valves 1/2" pilot operated spring-return	48
1500 Series spool valves	14	Pilot solenoid operated spring-return	49
1/4" manually operated spring-return		Double pilot solenoid operated	50
Manually operated switch	15	Pilot solenoid operated latchlock manual reset	51
Pad operated	16	Pilot solenoid operated reverse latchlock manual reset	52
Pad (to pull) or pilot operated	19	1650 Series spool valves 3/4" and 1" pilot operated	53
Pad (to pull) spring-return with pilot latch	20	Pilot operated spring-return	54
Relay valve range	21	Double pilot operated	55
Pad operated (push-pull) with position indicator switch	24	Manually operated	56
Fusible bulb operated	25	Pad operated spring-return	57
Key operated	26	1650 Series spool valves 3/4" and 1" pilot solenoid operated	58
Button operated	27	Pilot solenoid operated spring-return	59
Lever operated	28	Double solenoid operated spring-return	60
1500 Series spool valves	30	Solenoid operators	61
1/4" pilot solenoid operated		Solenoid specifications	62
Double pilot solenoid operated	31	Rotork Site Services	63
Pilot solenoid operated	32		

Rotork is the global market leader in valve automation and flow control. Our products and services are helping organisations around the world to improve efficiency, assure safety and protect the environment.

We strive always for technical excellence, innovation and the highest quality standards in everything we do. As a result, our people and products remain at the forefront of flow control technology.

Uncompromising reliability is a feature of our entire product range, from our flagship electric actuator range through to our pneumatic, hydraulic and electro-hydraulic actuators, as well as instruments, gearboxes and valve accessories.

Rotork is committed to providing first class support to each client throughout the whole life of their plant, from initial site surveys to installation, maintenance, audits and repair. From our network of national and international offices, our engineers work around the clock to maintain our position of trust.

Rotork. Keeping the world flowing.

Introduction

Rotork Midland is a specialist designer and manufacturer of 1/4" to 1" compact spool valves with a full range of mechanical, air and solenoid operators available. Suitable for use in industrial and severe environments, we have a range of solutions for all your control valve requirements.



Certification Options Available



1500 Series spool valves – 1/4" Pilot operated

A range of 3/2 and 5/2 pilot operated spool valves in stainless steel for use on gases.

Features and Benefits

- Specifically designed for severe environments
- 3/2 and 5/2 Versions
- Working temperature range
-20 to +180 °C (-4 to +356 °F)
- 316L stainless steel construction
- Designed for actuator control
- NACE option available

Working Temperature Range

- Valve only version
-20 to +180 °C (-4 to +356 °F)¹
- Low temperature version
-50 °C (-58 °F optional)²

¹ When product is ordered as 'ATEX' ambient temperature range is -10 °C to +40 °C (14 °F to +104 °F) (T6) (EC Directive 94/9/EC).

² When product is ordered as 'ATEX' ambient temperature range is -50 °C to +40 °C (-58 °F to +104 °F) (T6) (EC Directive 94/9/EC).

Working Pressure

- 12 bar (174 psi) maximum

Ports NPT (BSP Option Available)

- 1/4" NPT line port
- 1/8" NPT pilot ports

Operating Media

- Gases - filtered lubricated or non-lubricated
- Air, inert gas, sweet (natural) gases
- Sour gas option available



Construction Materials

- Body: 316L stainless steel
- Spool: 316 stainless steel
- Spring: 316 stainless steel
- Seals: Fluoroelastomer

Maximum Flow

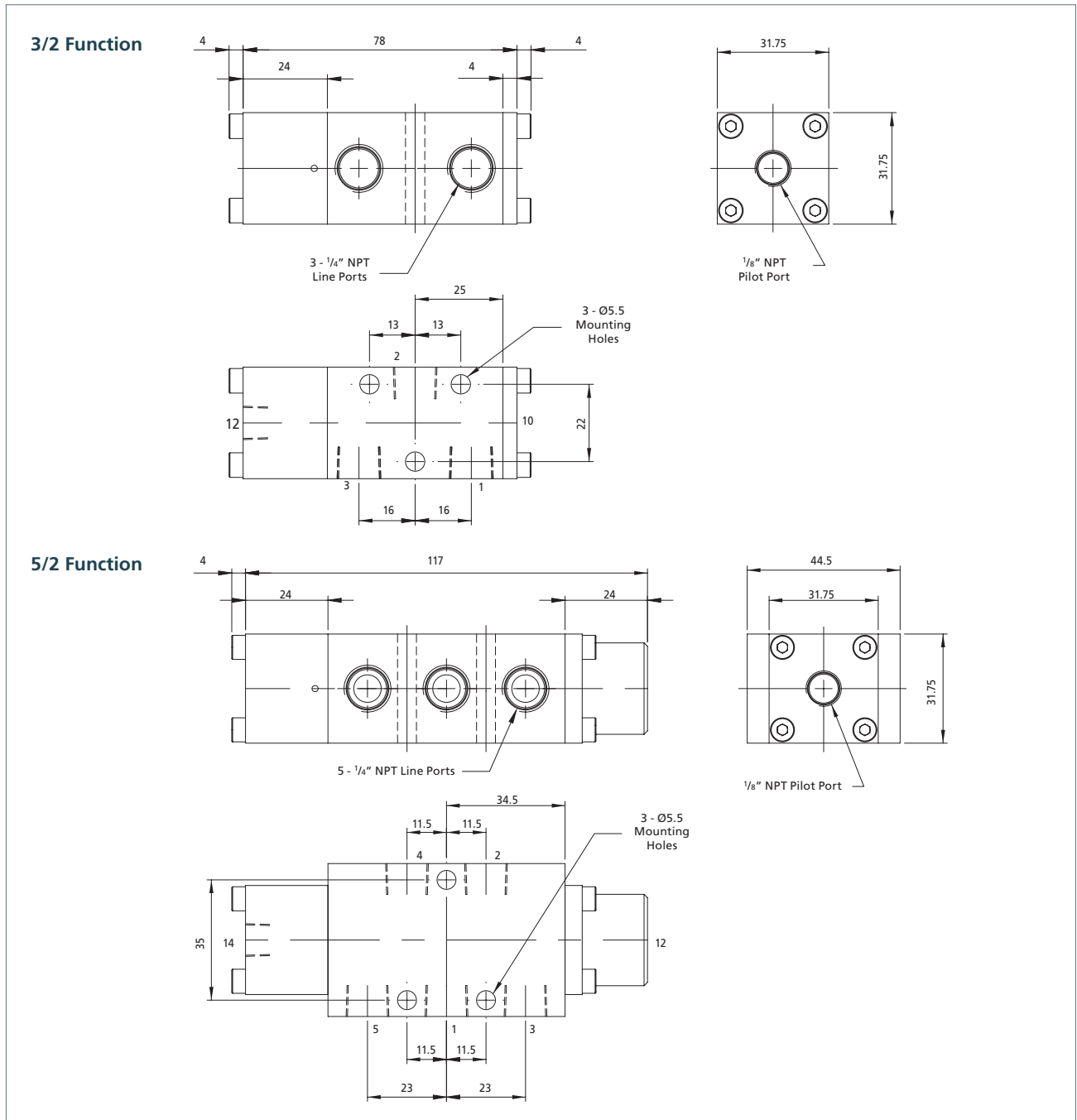
At 6 bar, 1 bar differential:

- 3/2 valves - 1,000 l/min (35.3 SCFM)
- 5/2 valves - 1,200 l/min (42.4 SCFM)

Certification Options Available



1500 Series spool valves – 1/4" Pilot operated spring-return



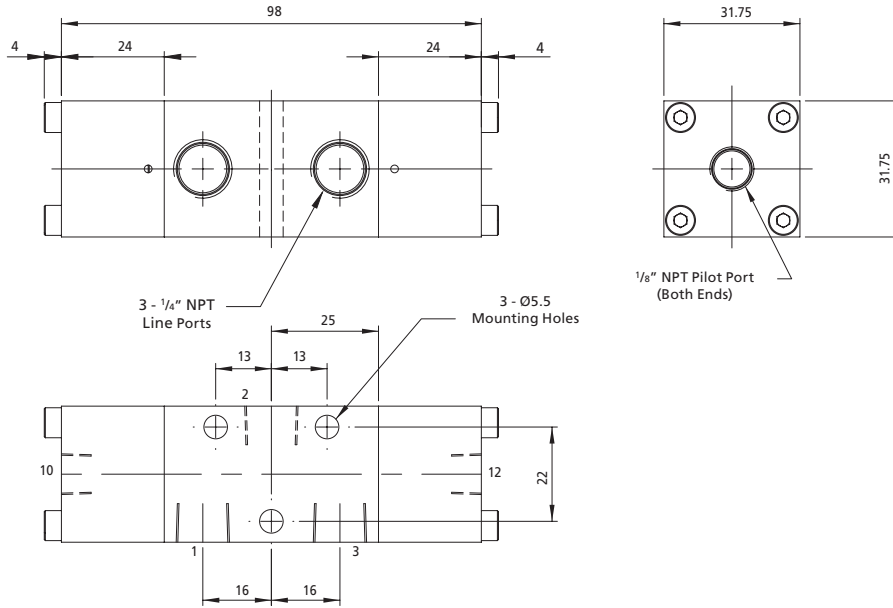
Ordering Information

Product Code	Low Temperature Version	Function	Min Pilot Pressure	Weight (kg)	CV	Symbol	Product
2326M21-VR2B	2326M21-ER2B	3/2	2.3 Bar	0.55	1.0		
2526M21-VR2B	2526M21-ER2B	5/2	3.5 Bar	1.0	1.2		

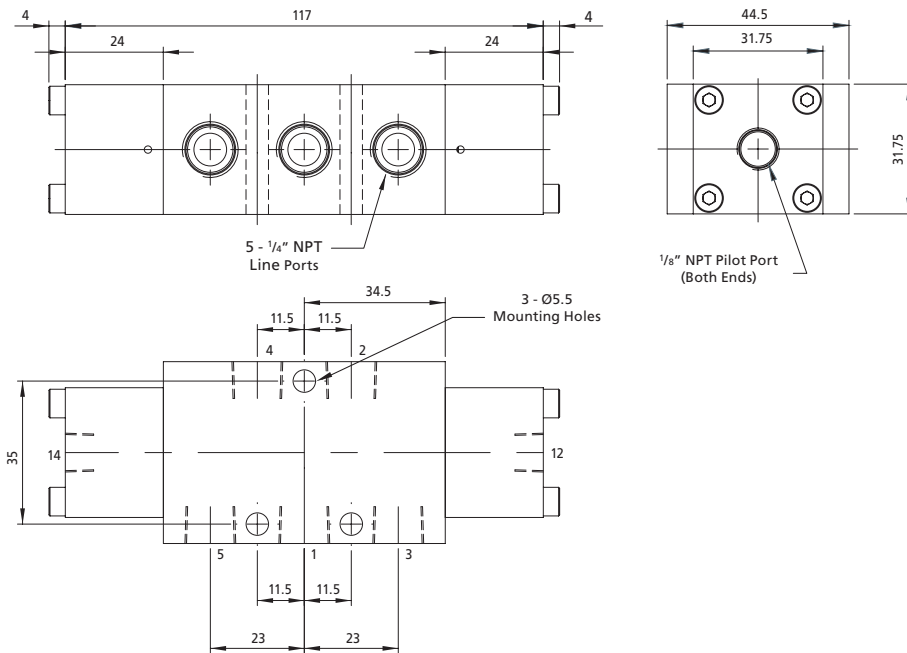
If ATEX certification is required suffix product code with 'ATEX'

1500 Series spool valves – 1/4" Double pilot operated

3/2 Function



5/2 Function

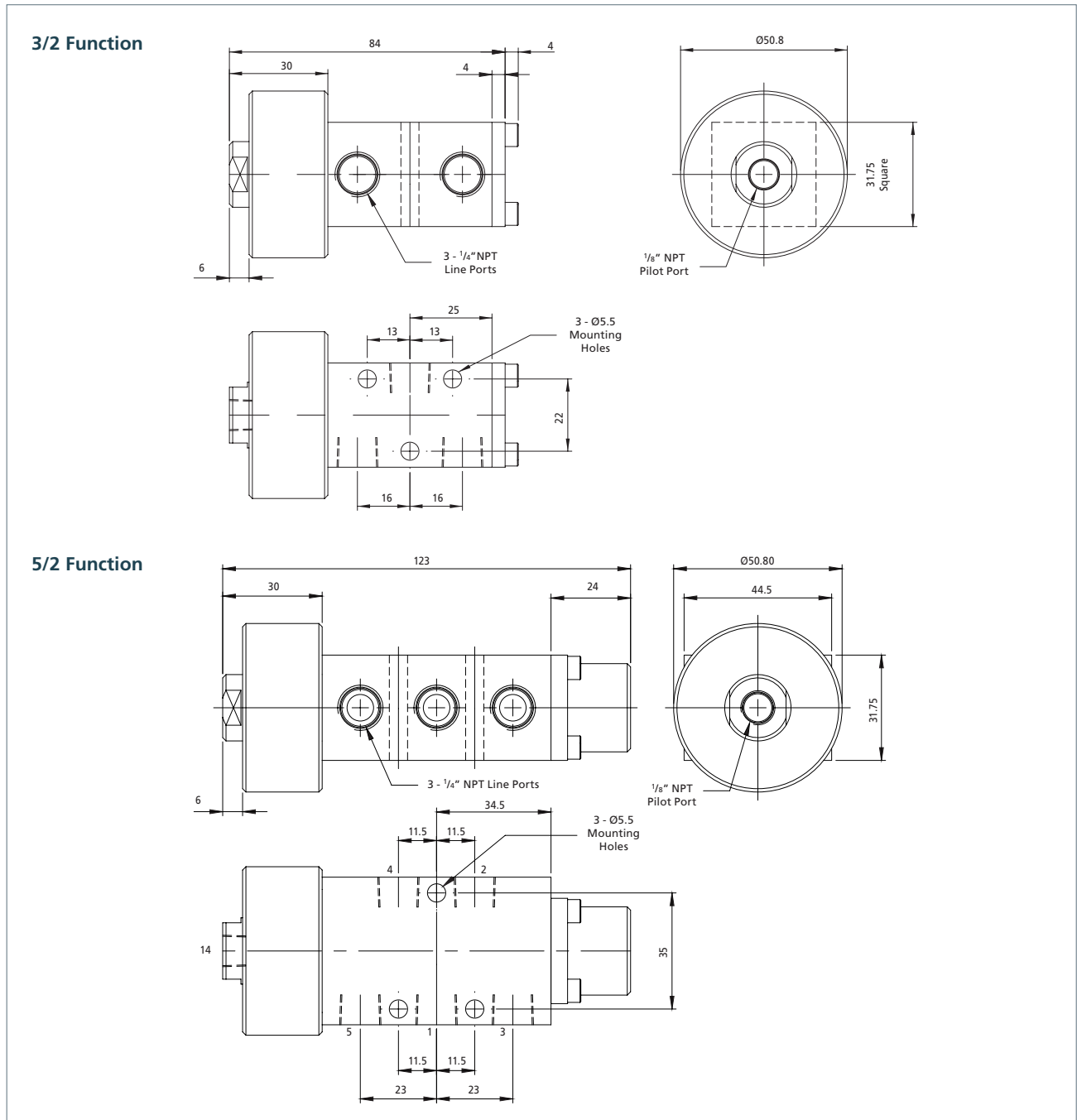


Ordering Information

Product Code	Low Temperature Version	Function	Min Pilot Pressure	Weight (kg)	CV	Symbol	Product
2326B11-VR2B	2326B11-ER2B	3/2	1.3 Bar	0.70	1.0		
2526B11-VR2B	2526B11-ER2B	5/2	2.3 Bar	1.0	1.2		

If ATEX certification is required suffix product code with 'ATEX'

1500 Series spool valves – 1/4" Pilot servo operated spring-return



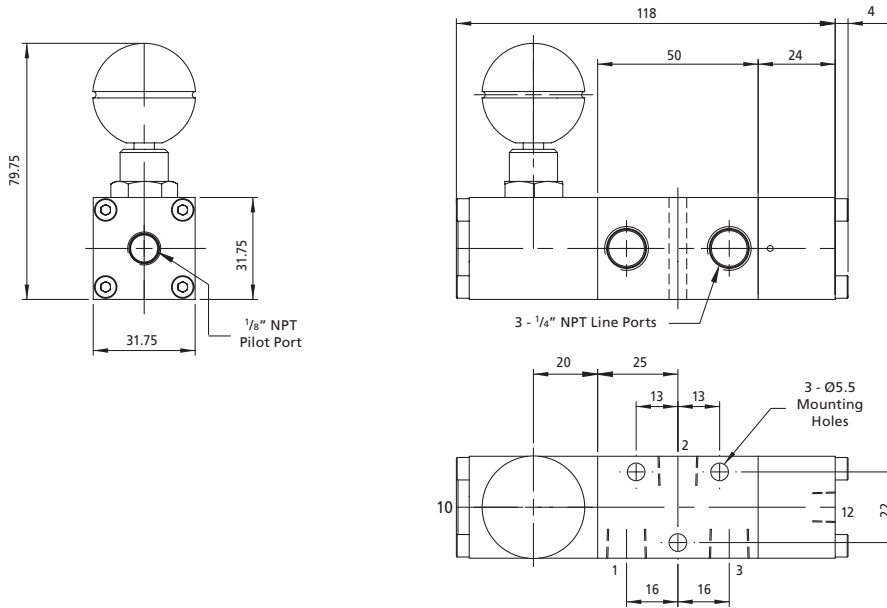
Ordering Information

Product Code	Low Temperature Version	Function	Min Pilot Pressure	Weight (kg)	CV	Symbol	Product
2326M211VR2B	2326M211ER2B	3/2	0.8 Bar	0.80	1.0		
2526M211VR2B	2526M211ER2B	5/2	1.2 Bar	1.25	1.2		

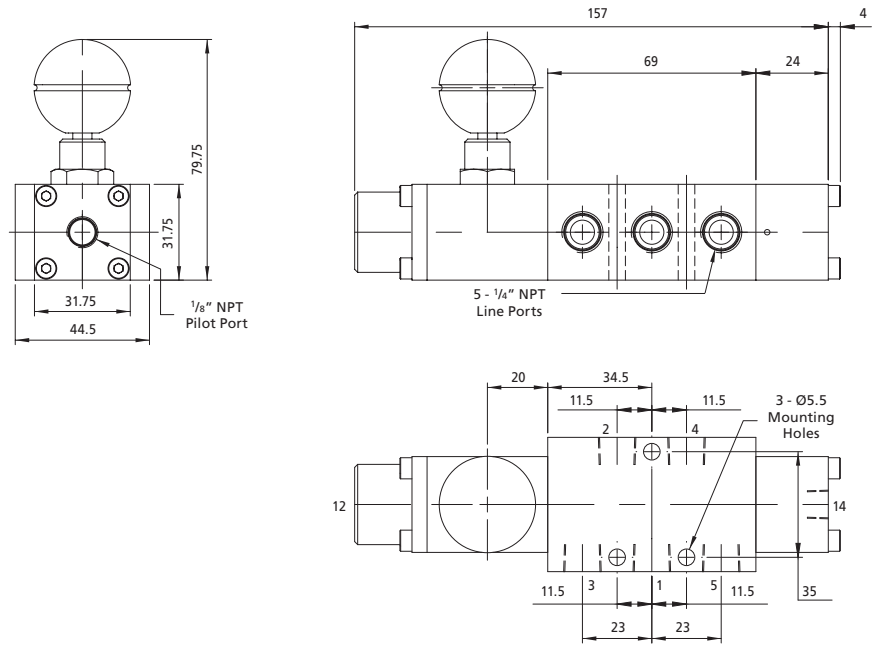
If ATEX certification is required suffix product code with 'ATEX'

1500 Series pool valves – 1/4" Pilot operated latchlock manual reset

3/2 Function



5/2 Function

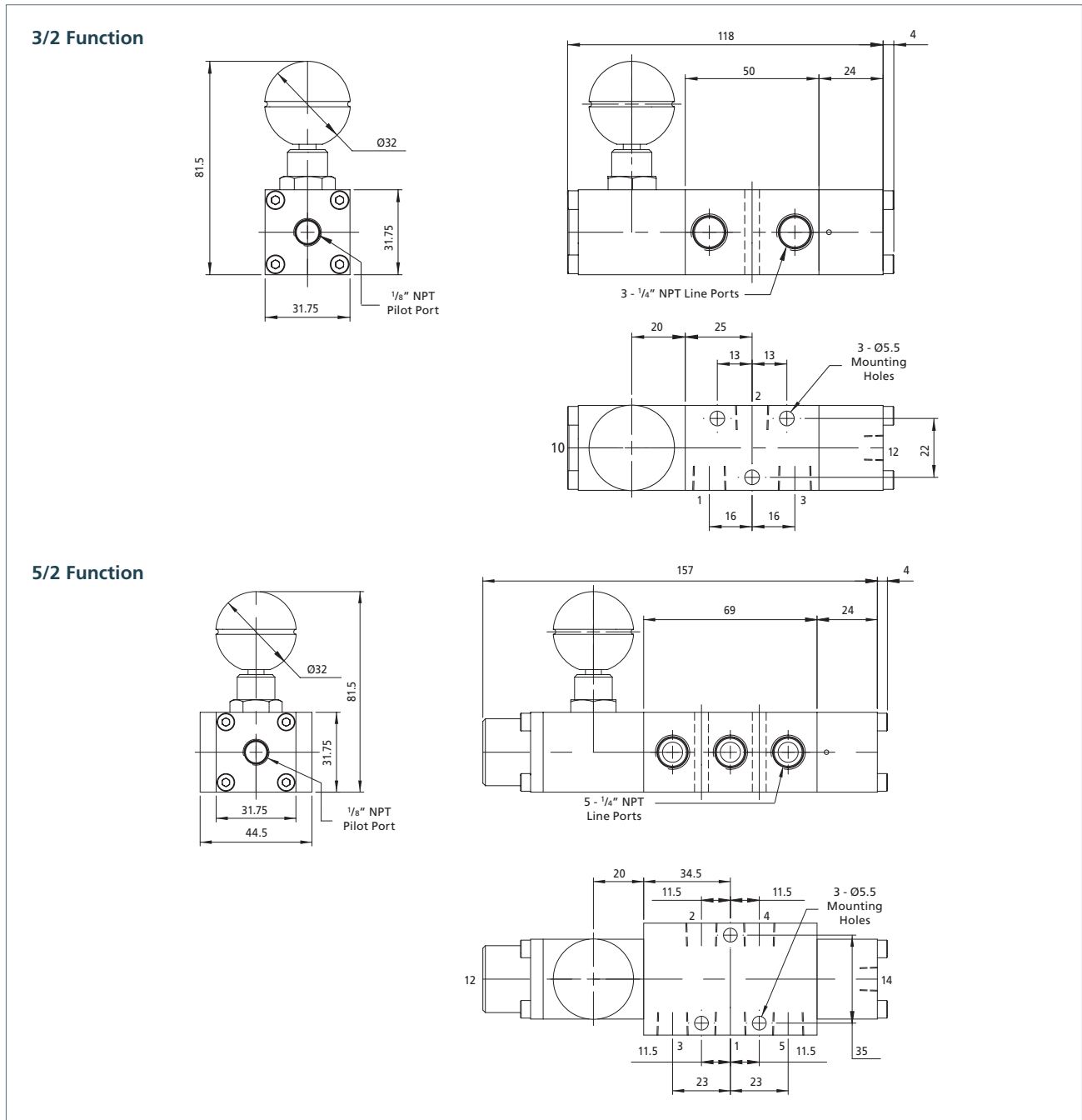


Ordering Information

Product Code	Low Temperature Version	Function	Min Pilot Pressure	Weight (kg)	CV	Symbol	Product
2326M212VR2B	2326M212ER2B	3/2	3 Bar	0.93	1.0		
2526M212VR2B	2526M212ER2B	5/2	5 Bar	1.38	1.2		

If ATEX certification is required suffix product code with 'ATEX'

1500 Series spool valves – 1/4" Pilot operated reverse latchlock manual reset



Ordering Information

Product Code	Low Temperature Version	Function	Min Pilot Pressure	Weight (kg)	CV	Symbol	Product
2326M218VR2B	2326M218ER2B	3/2	3 Bar	0.93	1.0		
2526M218VR2B	2526M218ER2B	5/2	5 Bar	1.38	1.2		

If ATEX certification is required suffix product code with 'ATEX'

1500 Series spool valves – 1/4" Mechanically operated spring-return

A range of 3/2 and 5/2 mechanically operated spool valves in stainless steel for use on gases.

Features and Benefits

- Specifically designed for severe environments
- 3/2 and 5/2 versions
- Ambient temperature range
-20 to +180 °C (-4 to +356 °F)
- 316L stainless steel construction
- Designed for actuator control
- NACE option available

Working Temperature Range³

- Valve only version
-20 to +180 °C (-4 to +356 °F)¹
- Low temperature version
-50 °C (-58 °F optional)²

¹ When product is ordered as 'ATEX' ambient temperature range is -10 °C to +40 °C (14 °F to +104 °F) (T6) (EC Directive 94/9/EC).

² When product is ordered as 'ATEX' ambient temperature range is -50 °C to +40 °C (-58 °F to +104 °F) (T6) (EC Directive 94/9/EC).

³ Note for part numbers: 2326M28... (see p.12), working temperature range is -20°C to +75°C (-4 to +167°C).

Working Pressure

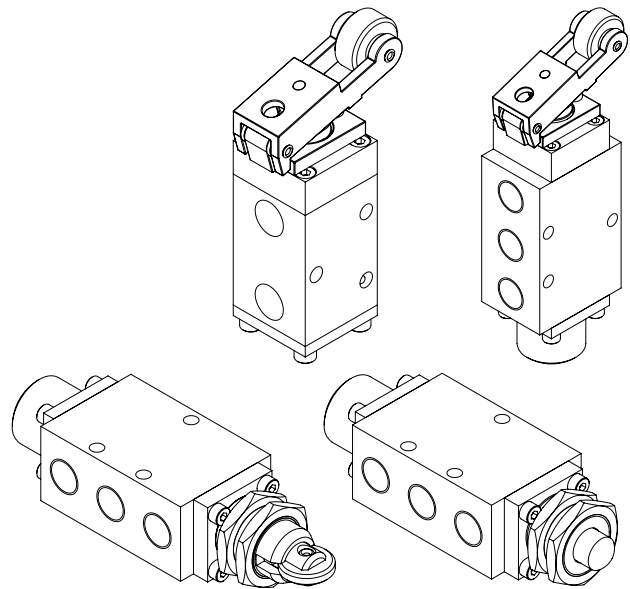
- 12 bar (174 psi) maximum

Ports NPT (BSP Option Available)

- 1/4" NPT line ports

Operating Media

- Gases - filtered lubricated or non-lubricated
- Air, inert gas, sweet (natural) gases
- Sour gas option available



Construction Materials

- Body: 316L stainless steel
- Spool: 316 stainless steel
- Spring: 316 stainless steel
- Seals: Fluoroelastomer
- Plunger Gaiter (roller lever operated valve only): Nitrile rubber (Note the gaiter is not fitted to low temperature options)
- Roller (standard option): Acetal
Roller (low temp option): 316 stainless Steel

Maximum Flow

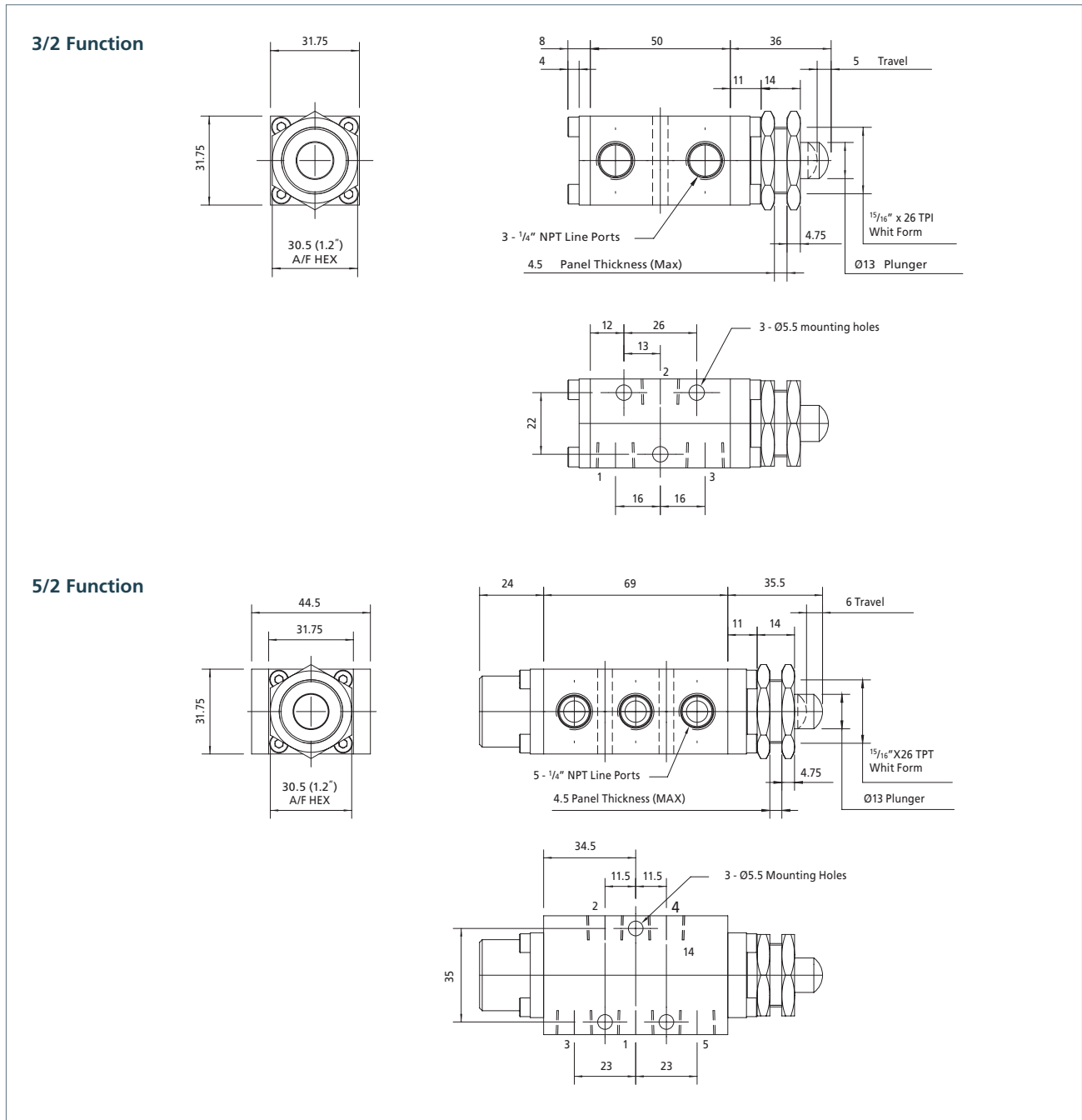
At 6 bar, 1 bar differential:

- 3/2 valves - 1,000 l/min (35.3 SCFM)
- 5/2 valves - 1,200 l/min (42.4 SCFM)

Certification Options Available



1500 Series spool valves – 1/4" Plunger operated spring-return



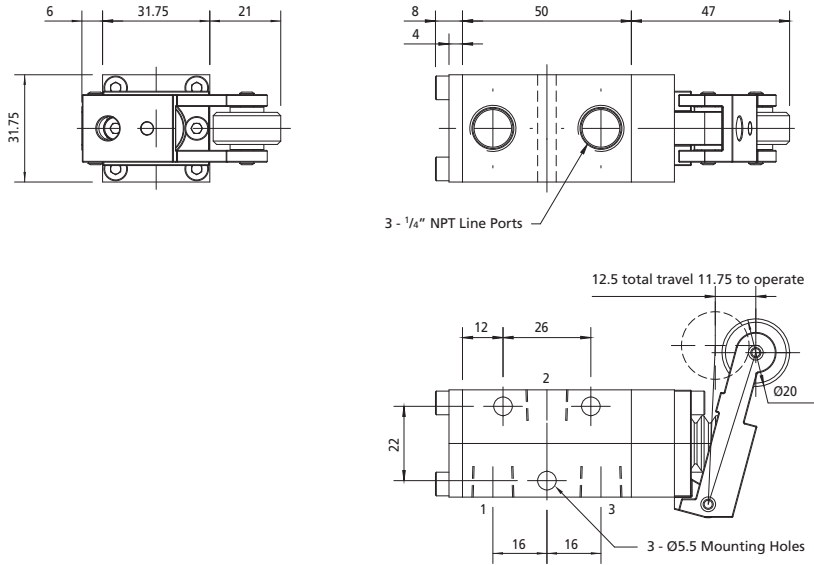
Ordering Information

Product Code	Low Temperature Version	Function	Operating Force (N)	Weight (kg)	CV	Symbol	Product
2326M26-VR2B	2326M26-ER2B	3/2	76	0.46	1.0		
2526M26-VR2B	2526M26-ER2B	5/2	89	1.10	1.2		

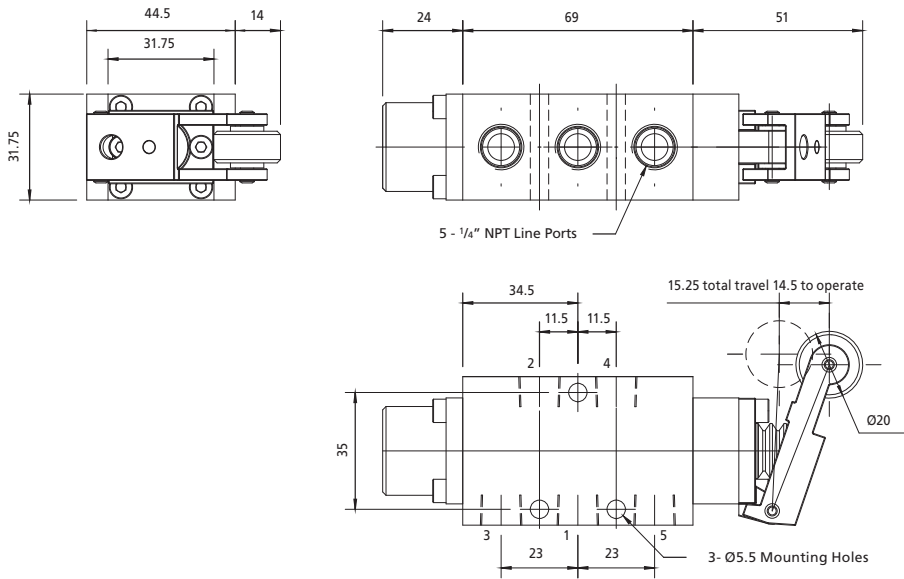
If ATEX certification is required suffix product code with 'ATEX'

1500 Series pool valves – 1/4" Roller lever operated spring-return

3/2 Function



5/2 Function

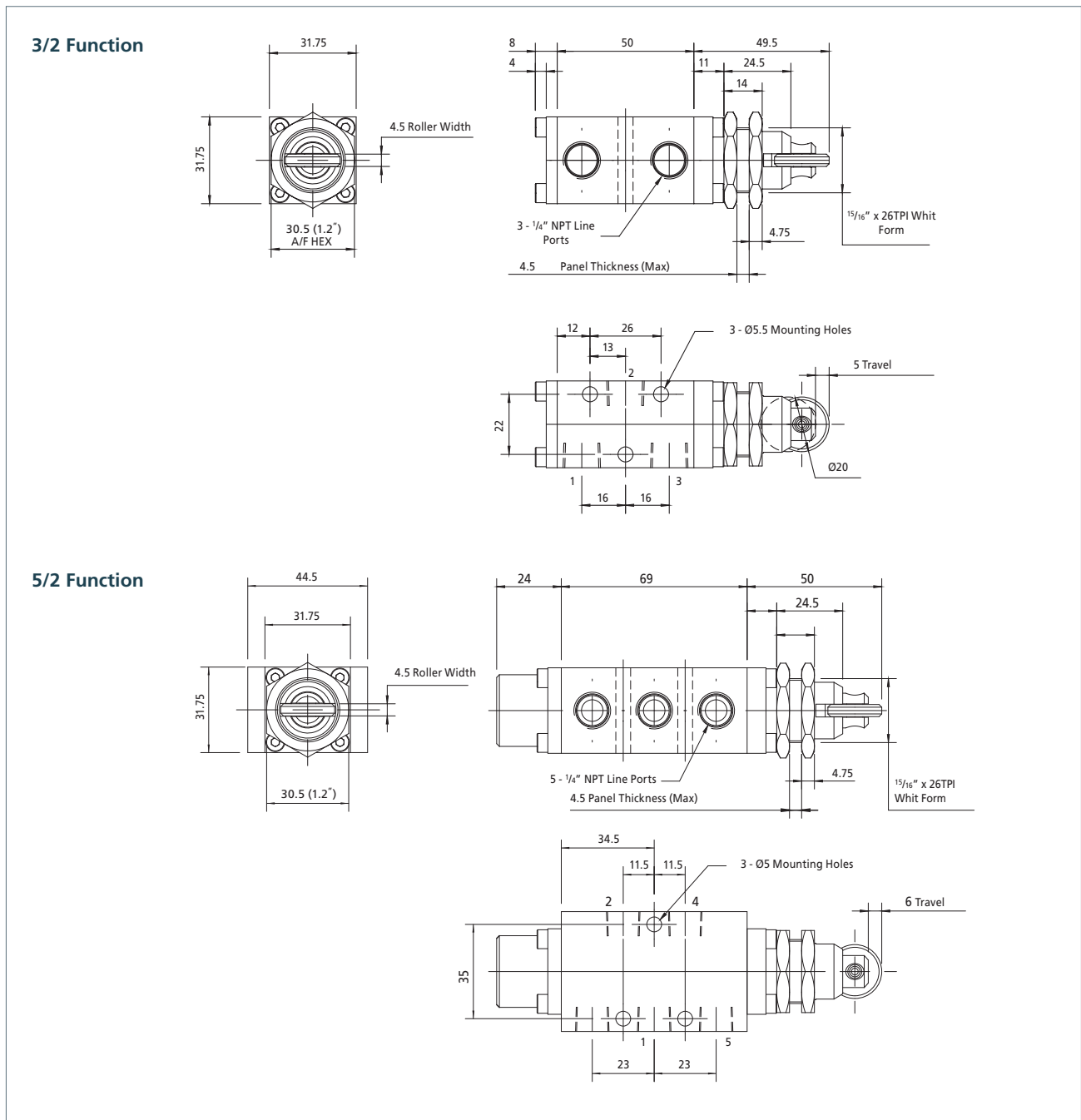


Ordering Information

Product Code	Low Temperature Version	Function	Operating Force (N)	Weight (kg)	CV	Symbol	Product
2326M28-VR2B	2326M28-ER2B	3/2	38	0.55	1.0		
2526M28-VR2B	2526M28-ER2B	5/2	40	1.00	1.2		

If ATEX certification is required suffix product code with 'ATEX'

1500 Series spool valves – 1/4" Roller operated spring-return



Ordering Information

Product Code	Low Temperature Version	Function	Options	Operating Force (N)	Weight (kg)	CV	Symbol	Product
2326M2C-VR2B	2326M2C-ER2B	3/2	Without lock nuts	76	0.48	1.0		
2326M2C5VR2B	2326M2C5ER2B	3/2	With lock nuts	76	0.48	1.0		
2526M2C-VR2B	2526M2C-ER2B	5/2	Without lock nuts	89	1.12	1.2		
2526M2C5VR2B	2526M2C5ER2B	5/2	With lock nuts	89	1.12	1.2		

If ATEX certification is required suffix product code with 'ATEX'

1500 Series spool valves – 1/4" Manually operated spring-return

A range of 3/2 and 5/2 manually operated spool valves in stainless steel for use on gases.

Features and Benefits

- Specifically designed for severe environments
- 3/2 and 5/2 versions
- Ambient temperature range
-20 to +180 °C (-4 to +356 °F)
- 316L stainless steel construction
- Designed for actuator control
- NACE option available

Working Temperature Range

- Valve only version
-20 to +180 °C (-4 to +356 °F)¹
- Low temperature version
-50 °C (-58 °F optional)²

¹ When product is ordered as 'ATEX' ambient temperature range is -10 °C to +40 °C (14 °F to +104 °F) (T6) (EC Directive 94/9/EC).

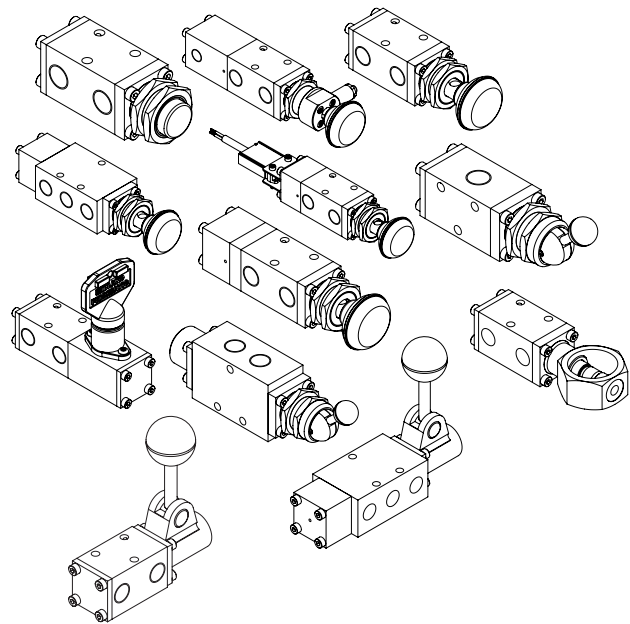
² When product is ordered as 'ATEX' ambient temperature range is -50 °C to +40 °C (-58 °F to +104 °F) (T6) (EC Directive 94/9/EC).

Working Pressure

- 12 bar (174 psi) maximum

Ports NPT (BSP Option Available)

- 1/4" NPT line port
- 1/8" NPT pilot ports



Operating Media

- Gases - filtered lubricated or non-lubricated
- Air, inert gas, sweet (natural) gases
- Sour gas option available

Construction Materials

- Body: 316L stainless steel
- Spool: 316 stainless steel
- Spring: 316 stainless steel
- Seals: Fluoroelastomer

Maximum Flow

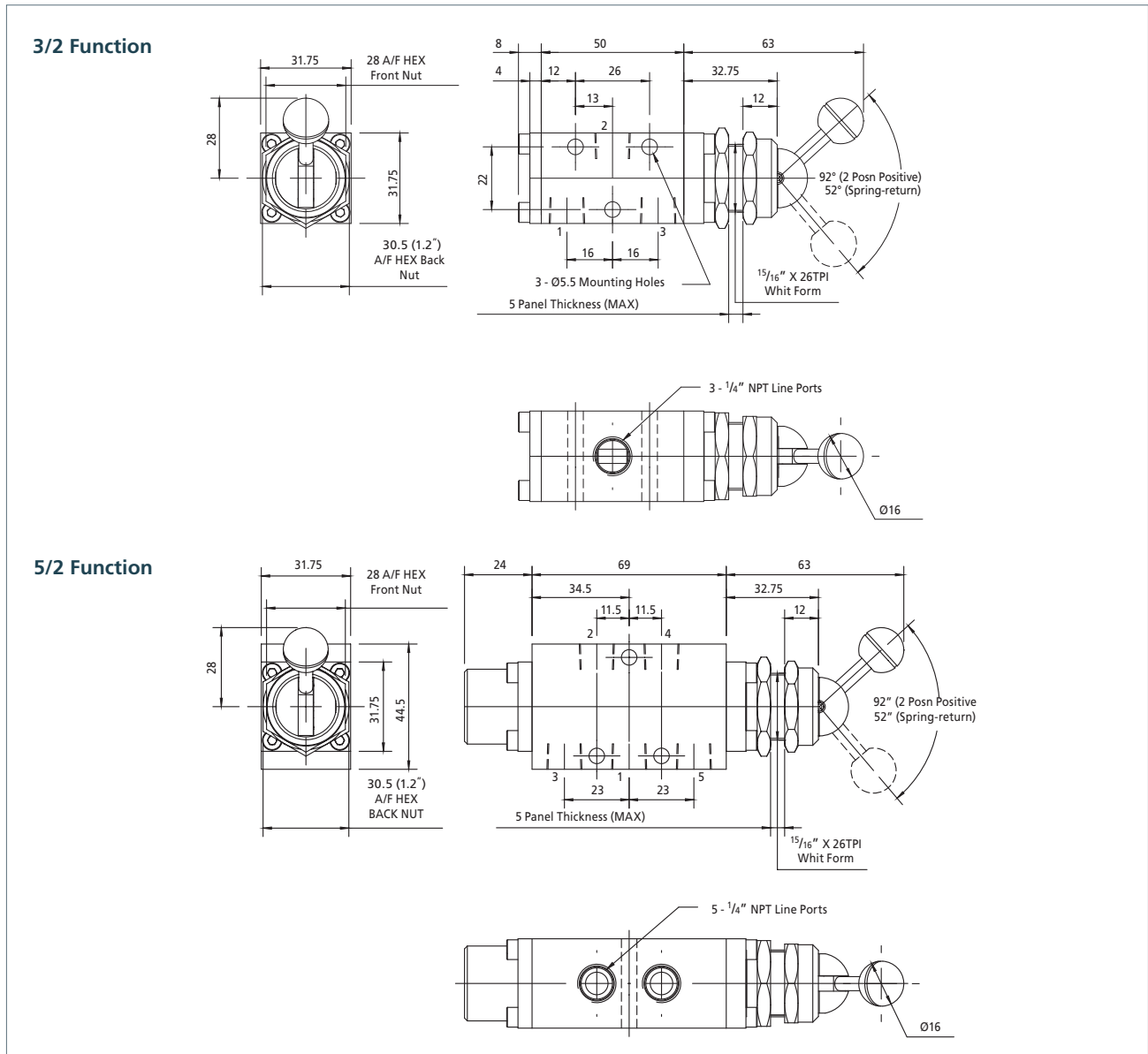
At 6 bar, 1 bar differential:

- 3/2 valves - 1,000 l/min (35.3 SCFM)
- 5/2 valves - 1,200 l/min (42.4 SCFM)

Certification Options Available



1500 Series spool valves – 1/4" Manually operated switch 2 position positive 1/4" Manually operated switch spring-return



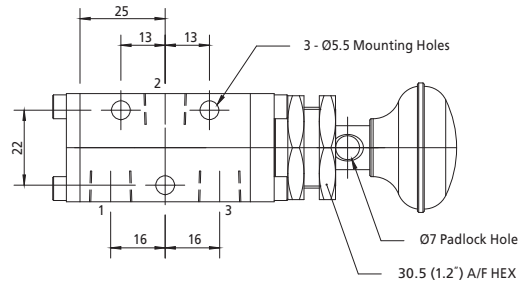
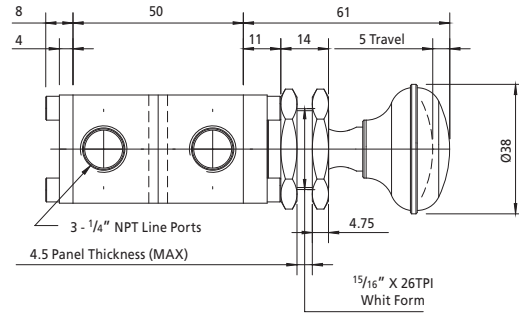
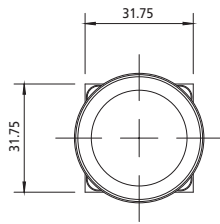
Ordering Information

Product Code	Low Temperature Version	Function	Options	Operating Force (N)	Weight (kg)	CV	Symbol	Product
2326B00-VR2B	2326B00-ER2B	3/2	3/2 manually operated switch 2 position positive detent	13	0.80	1.0		
2326B20-VR2B	2326B20-ER2B	3/2	3/2 manually operated switch spring-return	13	0.80	1.0		
2526B00-VR2B	2526B00-ER2B	5/2	5/2 manually operated switch 2 position positive	16	1.10	1.2		
2526B20-VR2B	2526B20-ER2B	5/2	5/2 manually operated switch spring-return	16	1.10	1.2		

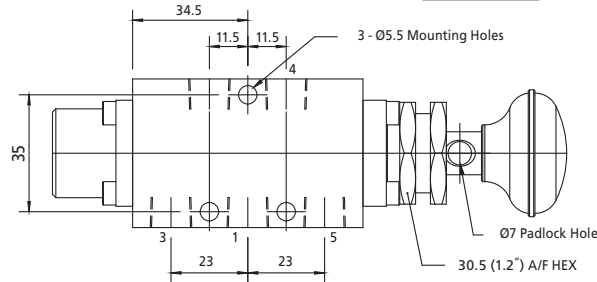
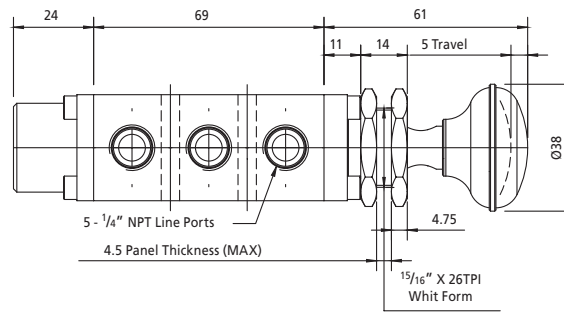
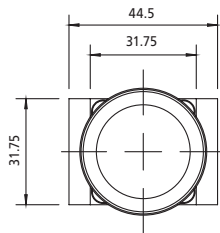
If ATEX certification is required suffix product code with 'ATEX'

1500 Series pool valves – 1/4" Pad operated spring-return

3/2 Function



5/2 Function

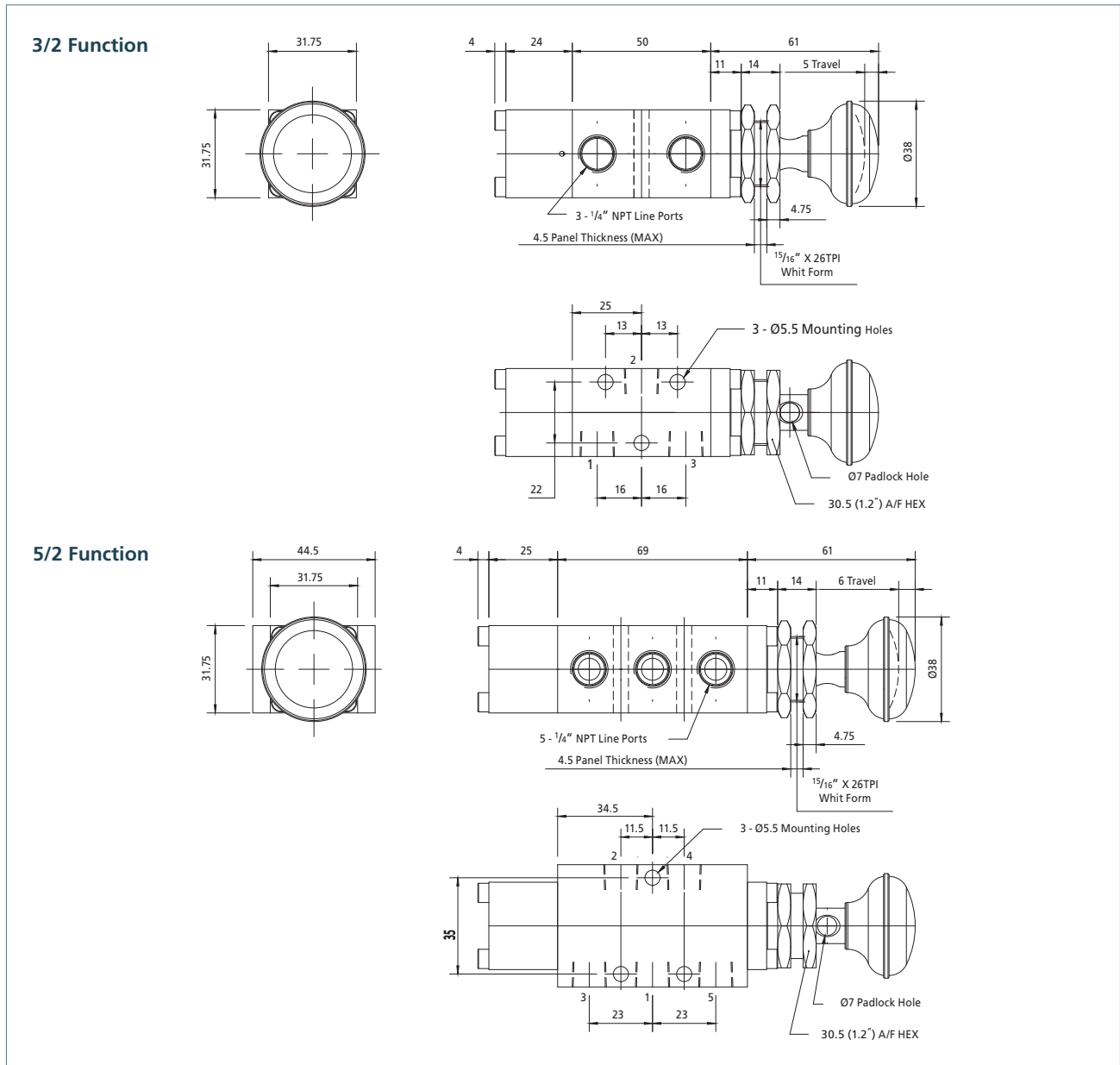


Ordering Information

Product Code	Low Temperature Version	Function	Options	Operating Force (N)	Weight (kg)	CV	Symbol	Product
2326M27-VR2B	2326M27-ER2B	3/2	Without lock nuts	76	0.50	1.0		
2326M275VR2B	2326M275ER2B	3/2	With lock nuts	76	0.50	1.0		
2526M27-VR2B	2526M27-ER2B	5/2	Without lock nuts	89	0.95	1.2		
2526M275VR2B	2526M275ER2B	5/2	With lock nuts	89	0.95	1.2		

If ATEX certification is required suffix product code with 'ATEX'

1500 Series spool valves – 1/4" Pad operated push pull with DETENT 1/4" Pad operated push pull



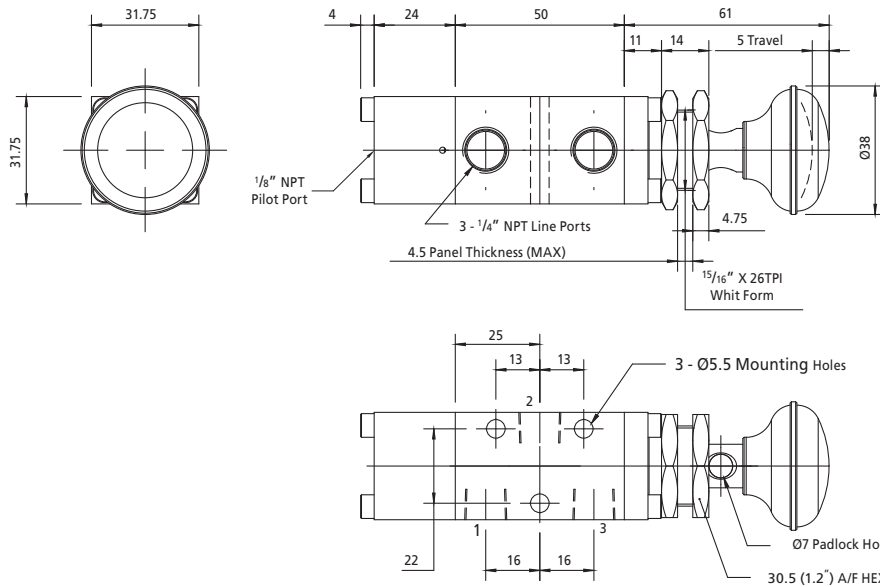
Ordering Information

Product Code	Low Temperature Version	Function	Options	Weight (kg)	CV	Symbol	Product
2326B77-VR2B	2326B77-ER2B	3/2	3/2 pad operated push pull	0.61	1.0		
2326B775VR2B	2326B775ER2B	3/2	3/2 pad operated push pull with lock nuts	0.63	1.0		
2326B773VR2B	2326B773ER2B	3/2	3/2 pad operated push pull with detent c/w lock nuts	0.63	1.0		
2526B77-VR2B	2526B77-ER2B	5/2	5/2 pad operated push pull	0.93	1.2		
2526B775VR2B	2526B775ER2B	5/2	5/2 pad operated push pull with lock nuts	0.95	1.2		
2526B773VR2B	2526B773ER2B	5/2	5/2 pad operated push pull with detent	0.95	1.2		

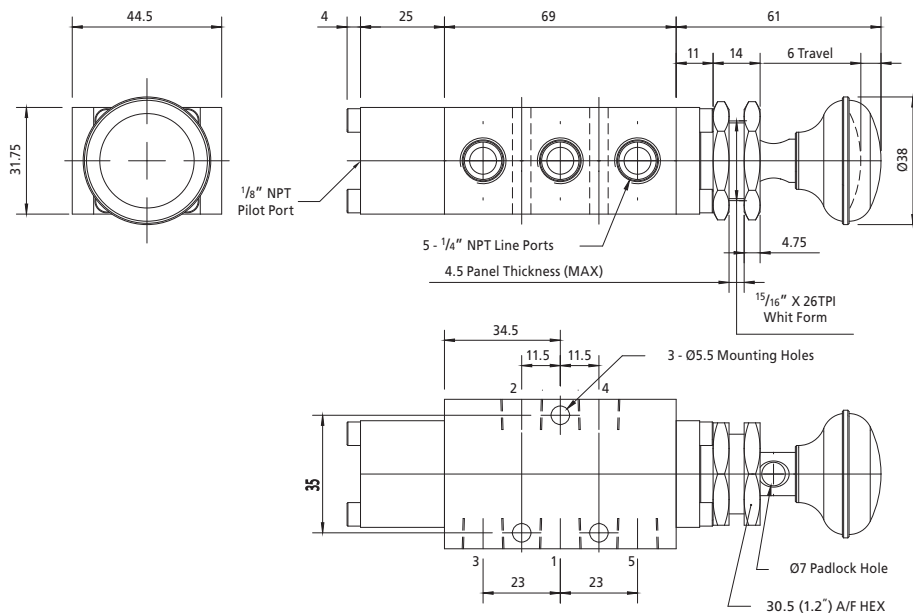
If ATEX certification is required suffix product code with 'ATEX'

1500 Series pool valves – 1/4" Pad operated pilot air return

3/2 Function



5/2 Function

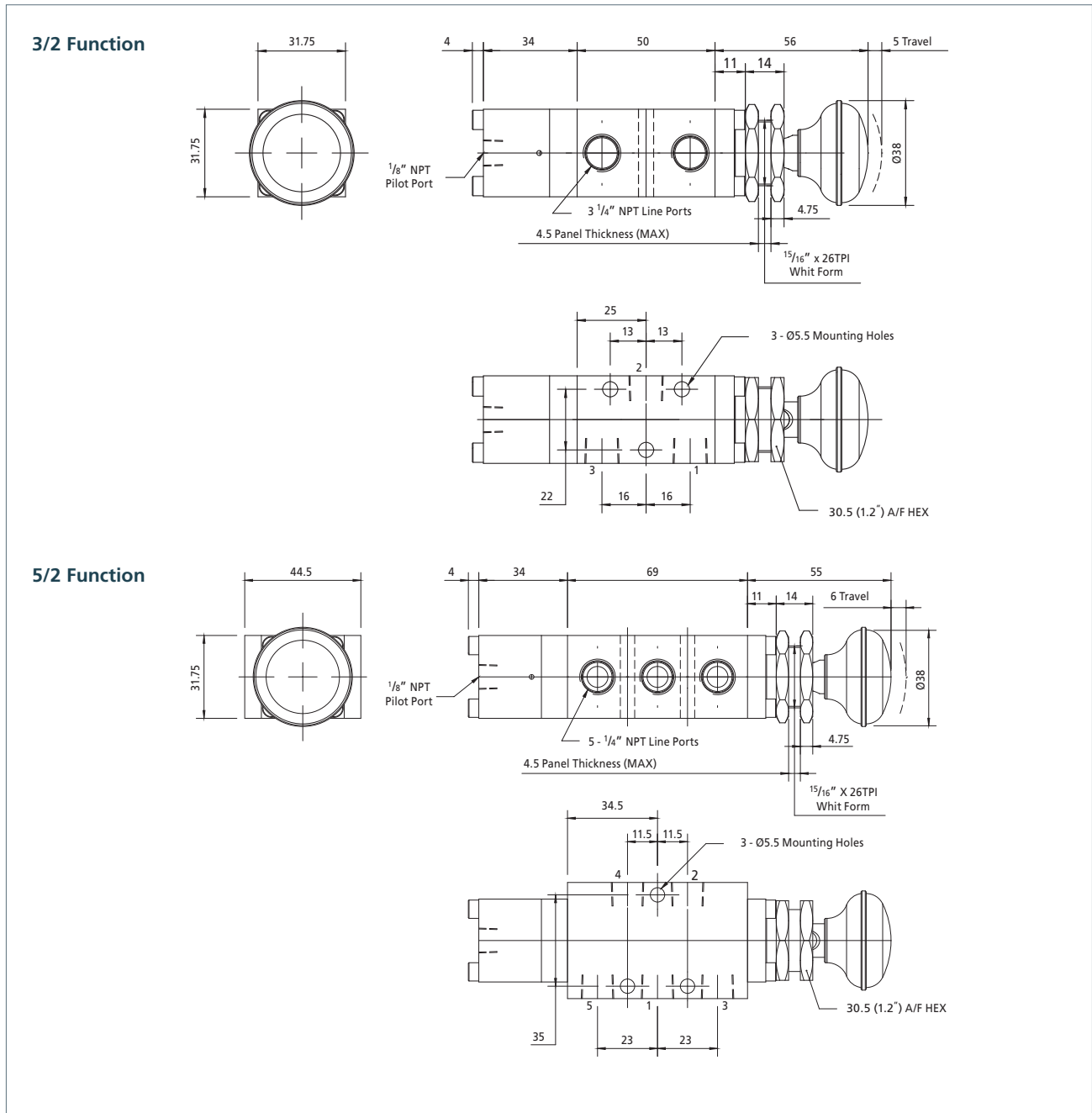


Ordering Information

Product Code	Low Temperature Version	Function	Options	Min pilot pressure	Weight (kg)	CV	Symbol	Product
2326B17-VR2B	2326B17-ER2B	3/2	Without lock nuts	1.3 Bar	0.63	1.0		
2326B175VR2B	2326B175ER2B	3/2	With lock nuts	1.3 Bar	0.63	1.0		
2526B17-VR2B	2526B17-ER2B	5/2	Without lock nuts	2.3 Bar	0.95	1.2		
2526B175VR2B	2526B175ER2B	5/2	With lock nuts	2.3 Bar	0.95	1.2		

If ATEX certification is required suffix product code with 'ATEX'

1500 Series spool valves – 1/4" Pad (to pull) or pilot operated spring-return

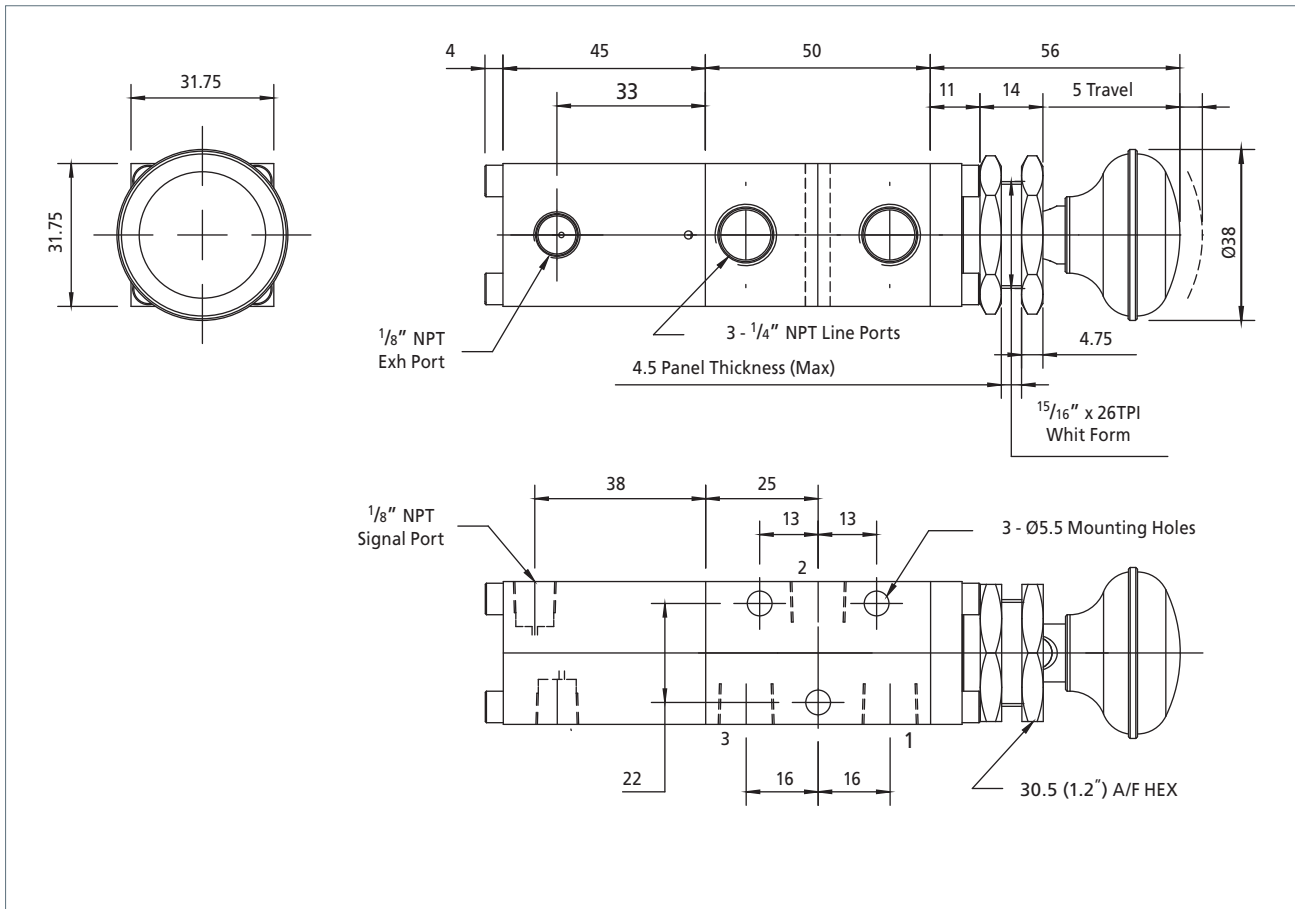


Ordering Information

Product Code	Low Temperature Version	Function	Options	Operating Force (N)	Weight (kg)	CV	Symbol	Product
2326M2F-VR2B	2326M2F-ER2B	3/2	Without lock nuts	76	0.65	1.0		
2326M2F5VR2B	2326M2F5ER2B	3/2	With lock nuts	76	0.65	1.0		
2526M2F-VR2B	2526M2F-ER2B	5/2	Without lock nuts	89	1.00	1.2		
2526M2F5VR2B	2526M2F5ER2B	5/2	With lock nuts	89	1.00	1.2		

If ATEX certification is required suffix product code with 'ATEX'

1500 Series spool valves — 1/4" 3/2 Pad (to pull) spring-return with pilot latch



Ordering Information

Product Code	Low Temperature Version	Operating Force (N)	Weight (kg)	CV	Symbol	Product
2326M276VR2B	2326M276ER2B	76	0.75	1.0		

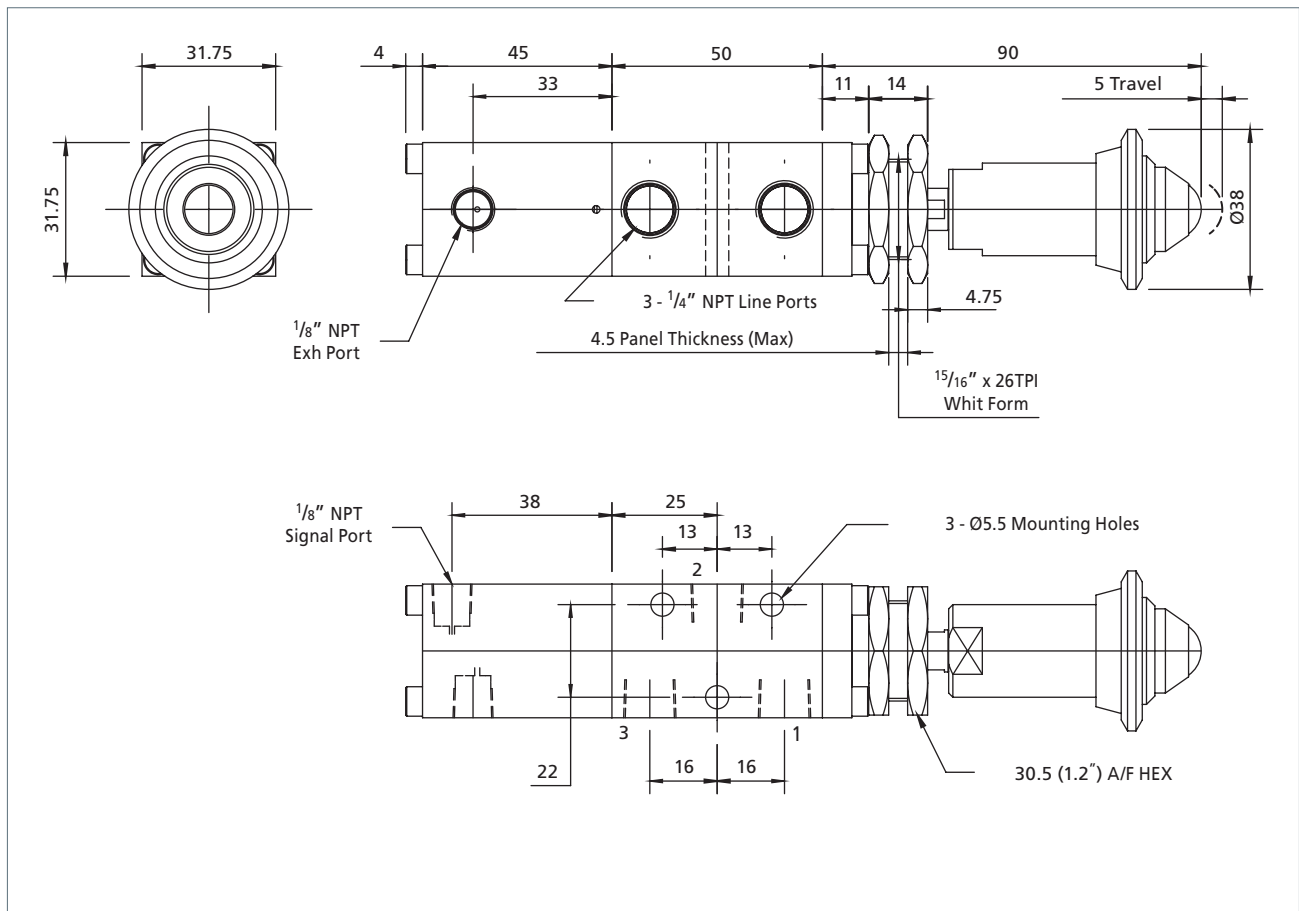
If ATEX certification is required suffix product code with 'ATEX'

Pad operated, spring-return with pilot latch

If a pilot pressure of 1.5 to 10 bar (21 to 145 psi) is present at pilot ports when the knob is pulled out, the pilot pressure will hold the valve in the operated position against the return spring. If the pilot pressure falls to 0.5 bar (7 psi) or less the valve will be reset to its unoperated position. The valve cannot be operated by pilot pressure alone, manual operation must take place first.

1500 Series spool valves – Relay Valve Range

1/4" 3/2 Pad (to pull) spring-return with pilot latch and visual indicator



Ordering Information

Product Code	Low Temperature Version	Operating Force (N)	Weight (kg)	CV	Symbol	Product
2326M27JVR2B	2326M27JER2B	76	0.90	1.0		

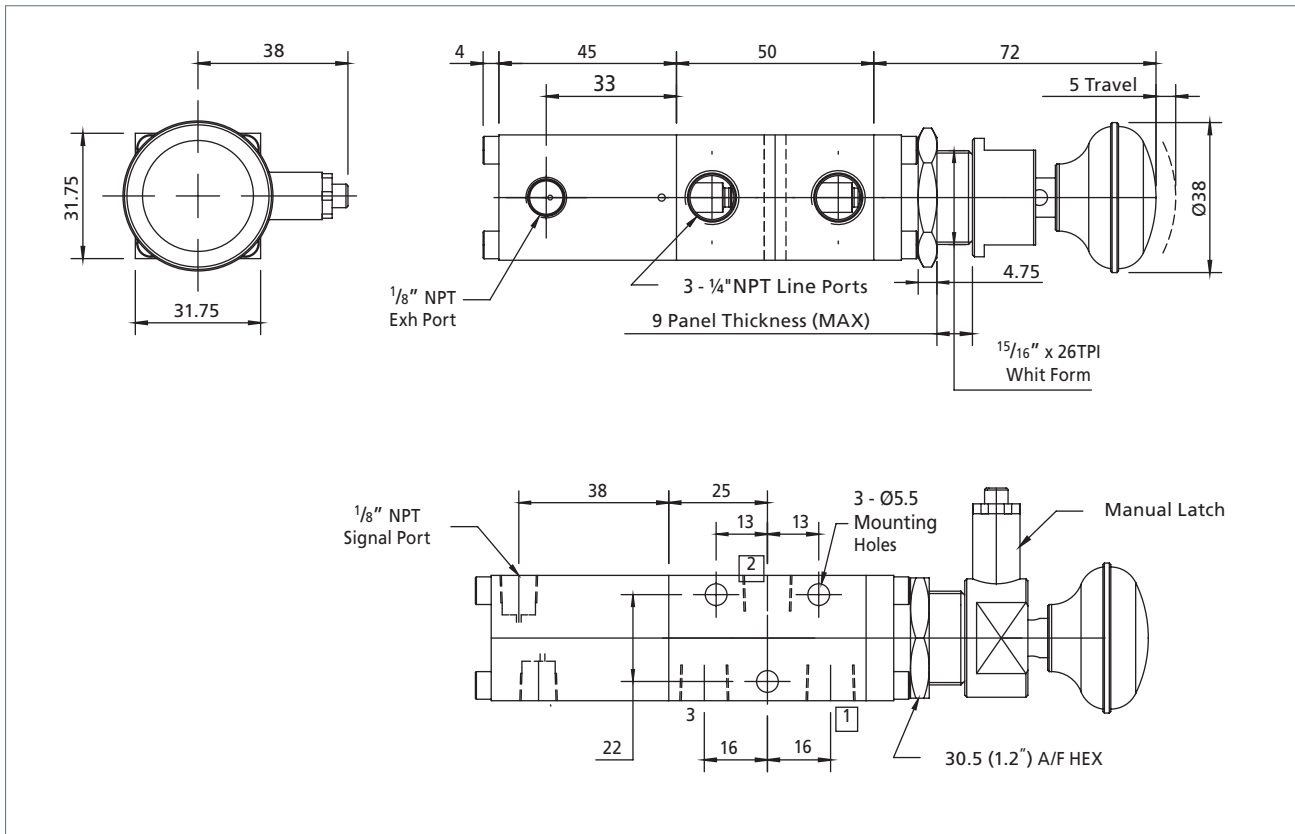
If ATEX certification is required suffix product code with 'ATEX'

Pad operated, spring-return with pilot latch and visual indicator

The visual indicator will show RED when the valve is closed. If a pilot signal is applied the valve will not operate. When the valve is operated (via the pad) the pilot signal latches the valve in the operated position and the visual indicator will show GREEN - on loss of the pilot signal the valve will reset and the visual indicator will show RED again - reintroduction of the pilot signal will not operate the valve.

1500 Series spool valves — Relay Valve Range

1/4" 3/2 Pad (to pull) spring-return with pilot and manual latch



Ordering Information

Product Code	Low Temperature Version	Operating Force (N)	Weight (kg)	CV	Symbol	Product
2326M27AVR2B	2326M27AER2B	76	0.85	1.0		

If ATEX certification is required suffix product code with 'ATEX'

Pad operated, spring-return with pilot latch and manual latch pin

Manual Operation:

To operate the valve, pull out the pad, if the pad is released the valve will return to the un-operated position.

To leave valve operated press down the manual latch pin when pad is pulled out, then release the pad so that the manual latch pin engages. To return valve to its un-operated position, pull out the pad, this will dis-engage the manual latch pin, then release the pad.

Pilot Signal Operation:

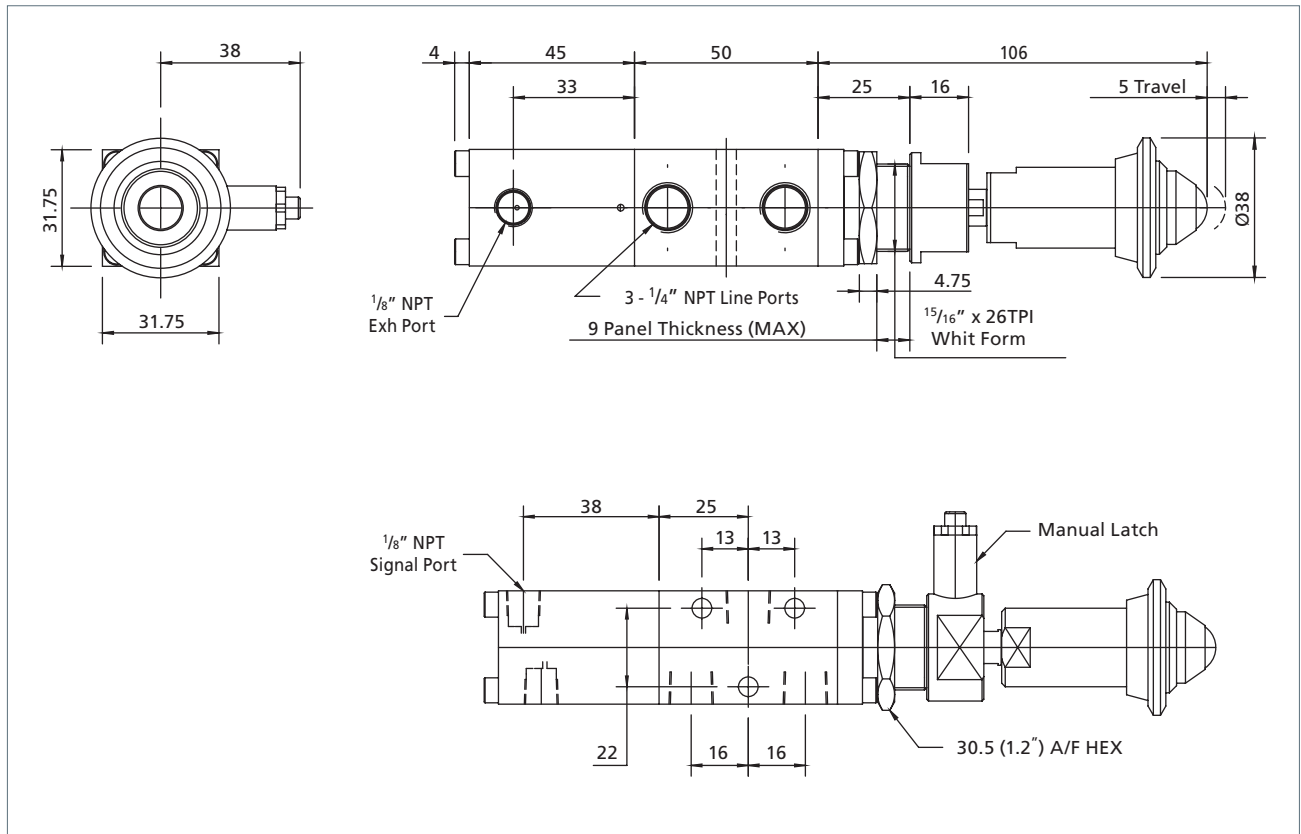
To operate the valve, pull out the pad and apply a pilot pressure of between 3 to 10 bar to the signal port, the valve will remain operated until the pilot pressure is lost.

The valve cannot be operated by pilot pressure alone, pad must be pulled out first.

Releasing the manual latch with pilot signal:

If the valve has been manual operated and latched, this can be released by applying a pilot pressure to the signal port, this will release the manual latch, so when pilot pressure is lost the valve will return to the un-operated position.

1500 Series spool valves – Relay Valve Range – 1/4" 3/2 Pad (to pull) spring-return with pilot / manual latch and visual indicator



Ordering Information

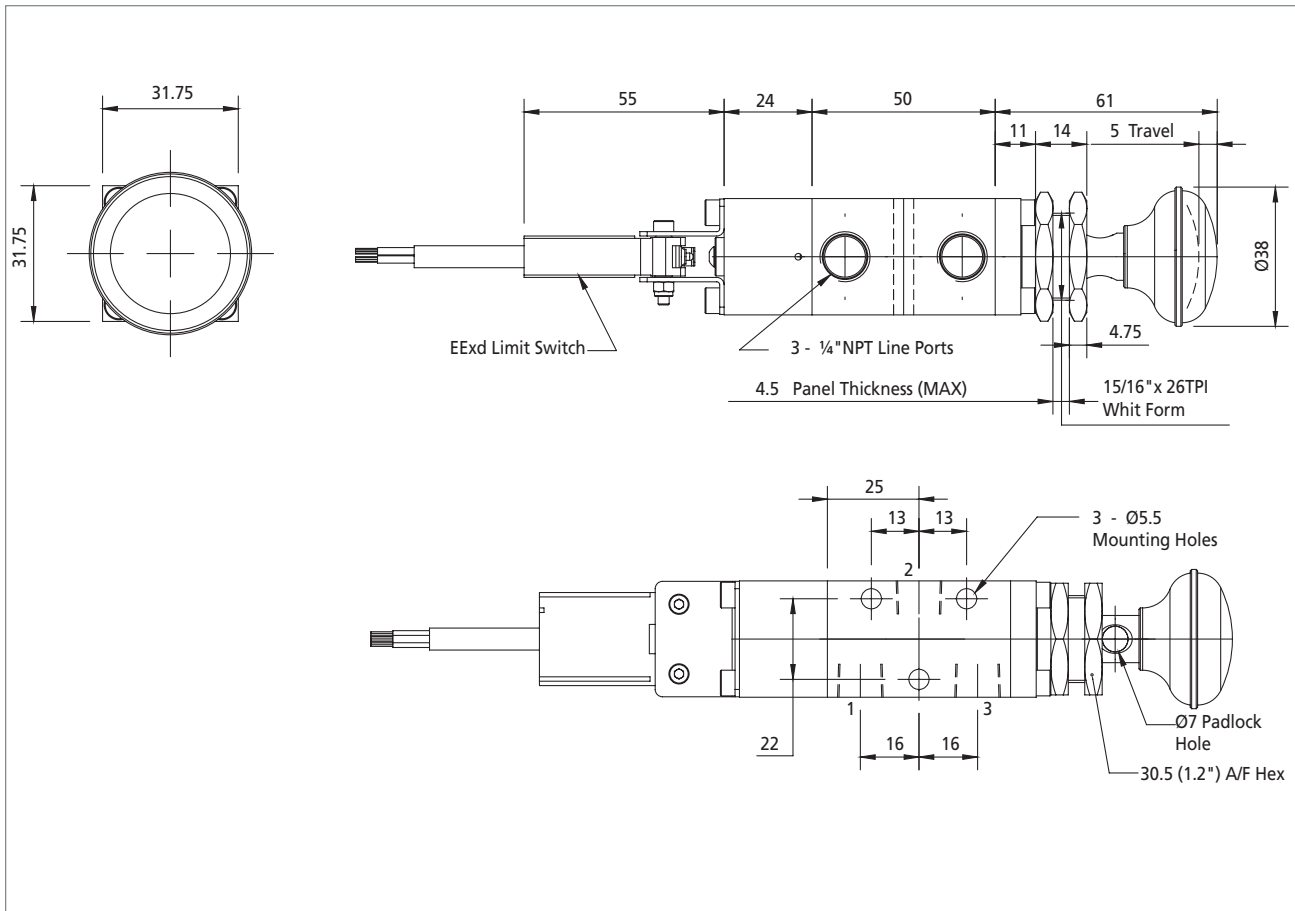
Product Code	Low Temperature Version	Operating Force (N)	Weight (kg)	CV	Symbol	Product
2326M27HVR2B	2326M27HER2B	76	1.00	1.0		

If ATEX certification is required suffix product code with 'ATEX'

Pad operated, spring-return with pilot / manual latch pin and visual indicator

The visual indicator will show RED when the valve is closed. The valve is operated by pulling out the pad - the latch pin when pressed while releasing the pad will hold the valve in the open position - the visual indicator will still show RED. When a pilot signal is applied the latch pin is released and the visual indicator will show GREEN - on loss of the pilot signal the valve closes and the visual indicator will show RED - reintroduction of the pilot signal will not operate the valve.

1500 Series pool valves – 1/4" 3/2 Pad operated (push-pull) with position indicator switch

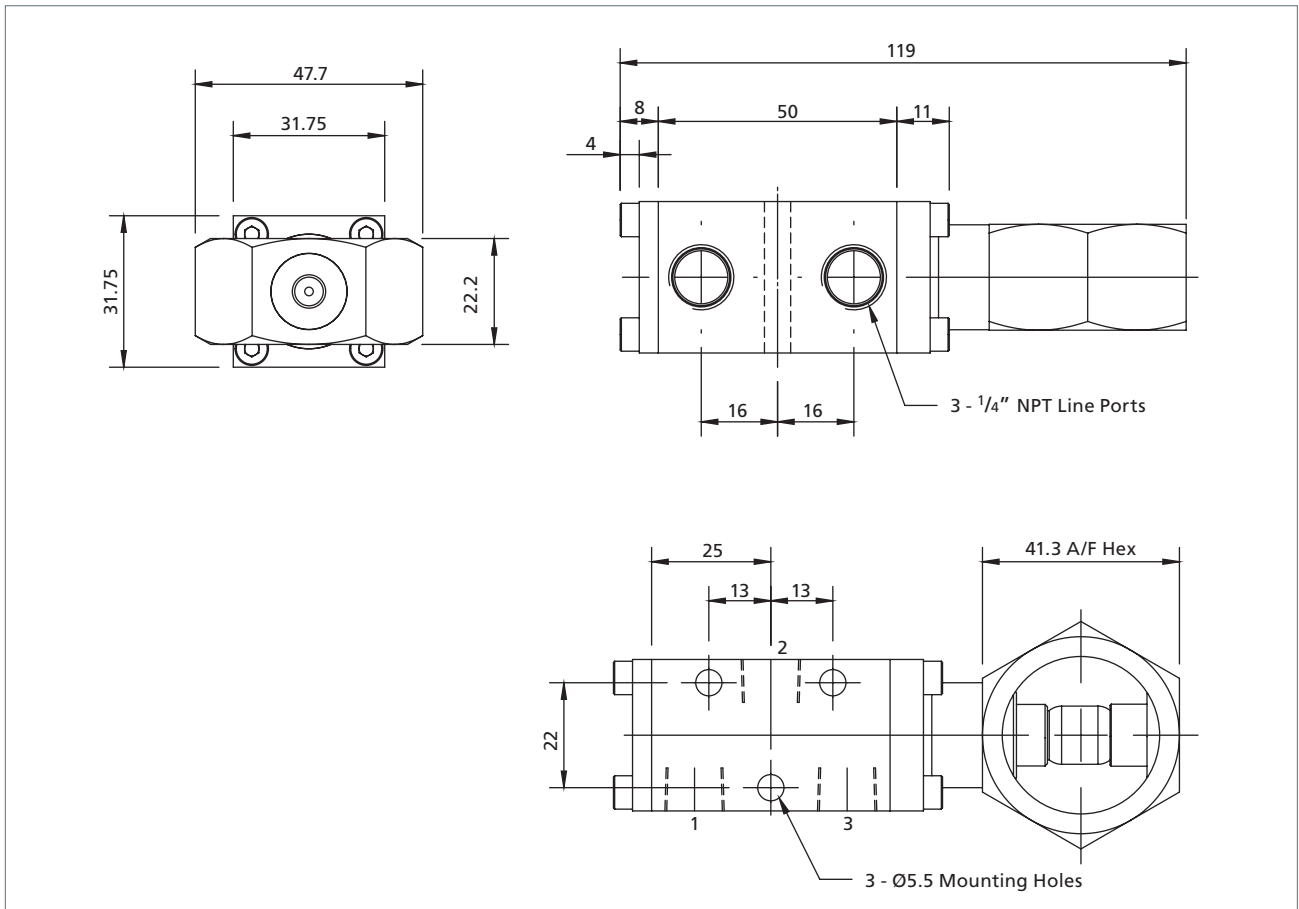


Ordering Information

Product Code	Low Temperature Version	Operating Force (N)	Weight (kg)	CV	Symbol	Product
2326B77-V1657A	2326B77-E1657A	76	0.65	1.0		

If ATEX certification is required suffix product code with 'ATEX'

1500 Series spool valves – 1/4" 3/2 Fusible bulb operated



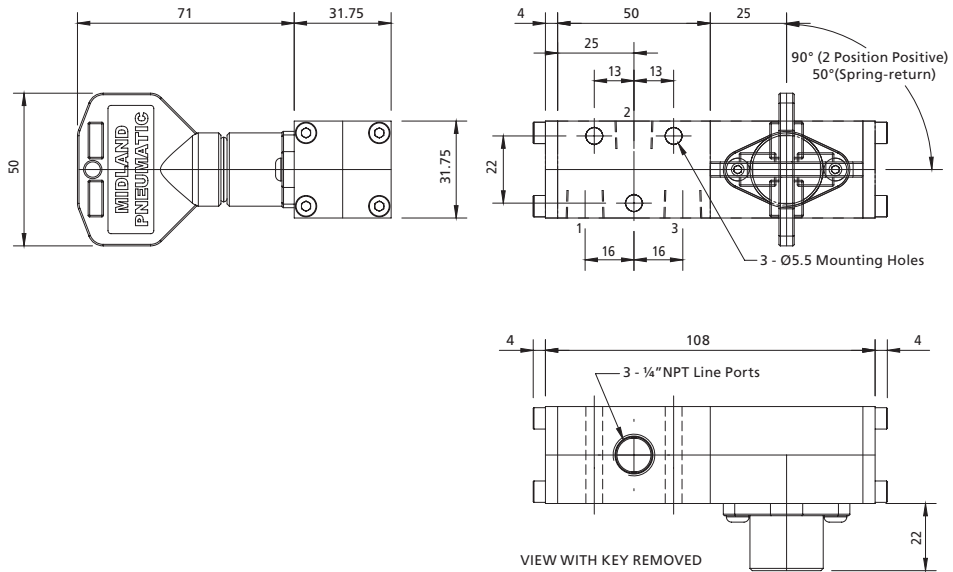
Ordering Information

Product Code	Standard Operating Temperature °C (°F)	Weight (kg)	CV	Symbol	Product
2326M2T-VR2B	68 (154)	0.85	1.0		
Alternative operating temperatures available suffix product code with selection from options below: e.g. 2326M2T-VR2B093					
For 79 °C (174 °F) - Suffix with 079					
For 93 °C (199 °F) - Suffix with 093					
For 141 °C (286 °F) - Suffix with 141					
Note : Other temperatures not shown above available on request.					

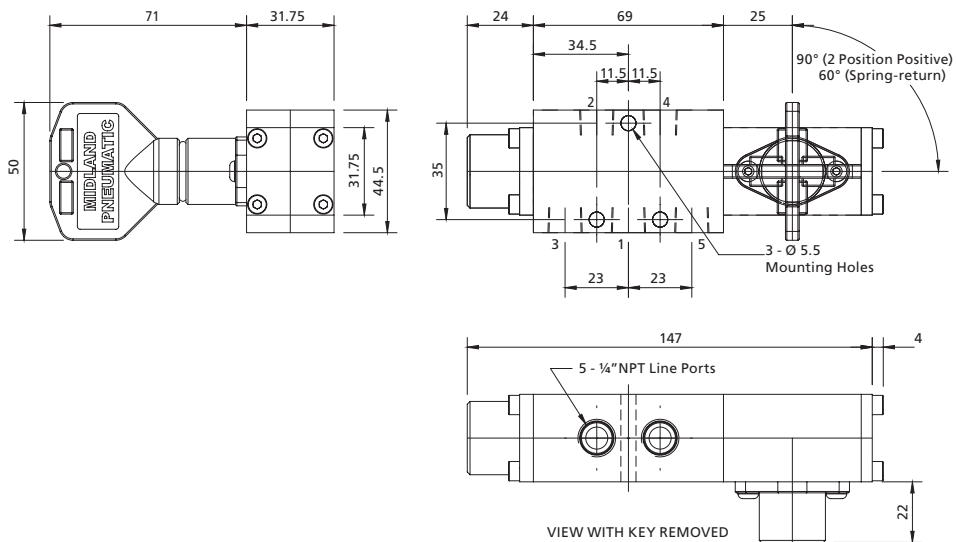
If ATEX certification is required suffix product code with 'ATEX'

1500 Series pool valves – 1/4" Key operated 2 position positive 1/4" Key operated spring-return

3/2 Function



5/2 Function

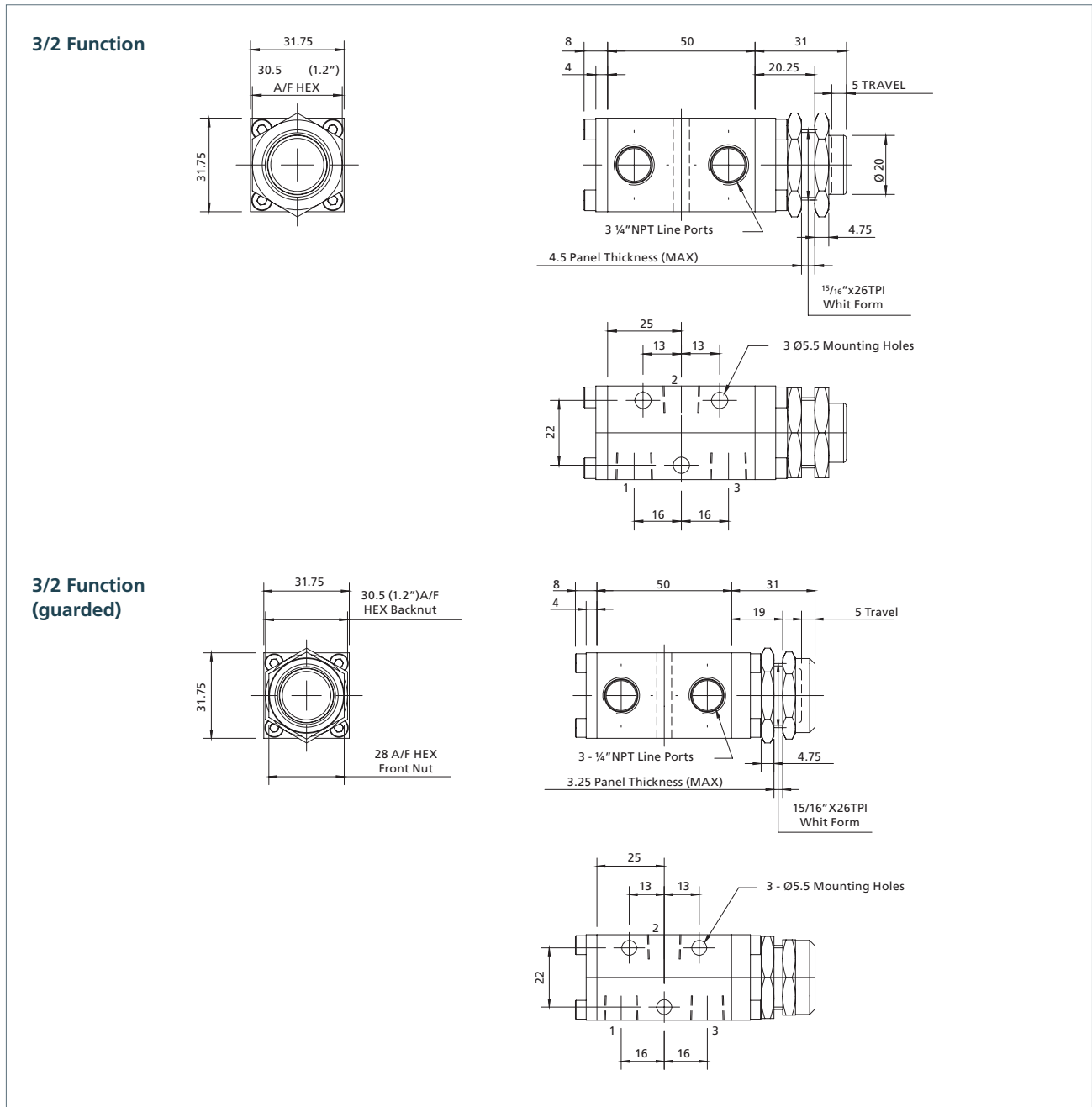


Ordering Information

Product Code	Low Temperature Version	Function	Type	Weight (kg)	CV	Symbol	Product
2326BRR-VR2B	2326BRR-ER2B	3/2	Positive	0.50	1.0		
2326M2R-VR2B	2326M2R-ER2B	3/2	Spring-return	0.50	1.0		
2526BRR-VR2B	2526BRR-ER2B	5/2	Positive	0.55	1.2		
2526M2R-VR2B	2526M2R-ER2B	5/2	Spring-return	0.55	1.2		

If ATEX certification is required suffix product code with 'ATEX'

1500 Series spool valves – 1/4" Button operated spring-return



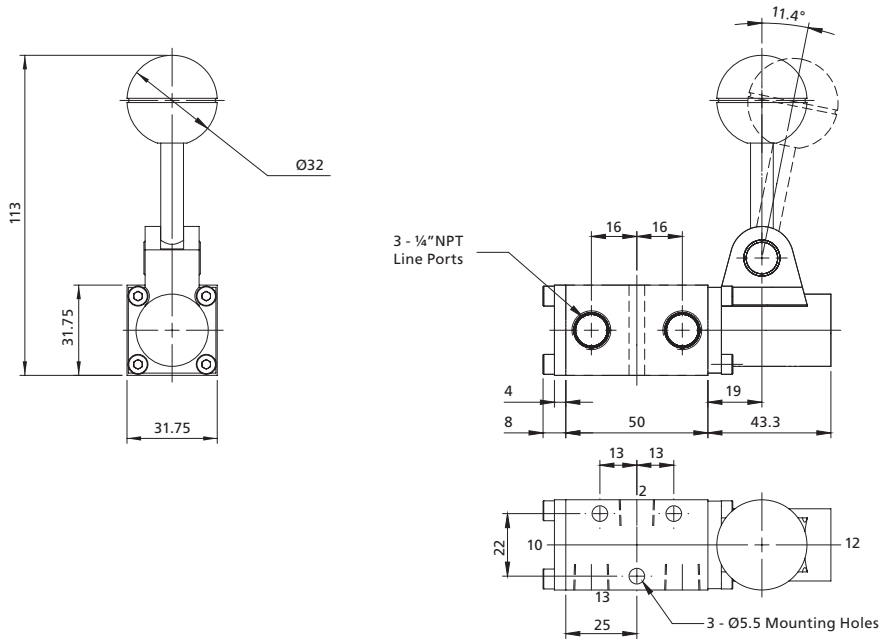
Ordering Information

Product Code	Low Temperature Version	Function	Operating Force (N)	Weight (kg)	CV	Symbol	Product
2326M2G-VR2B	2326M2G-ER2B	3/2	76	0.50	1.0		
2326M2GGVR2B	2326M2GGER2B	3/2 guarded	76	0.55	1.0		

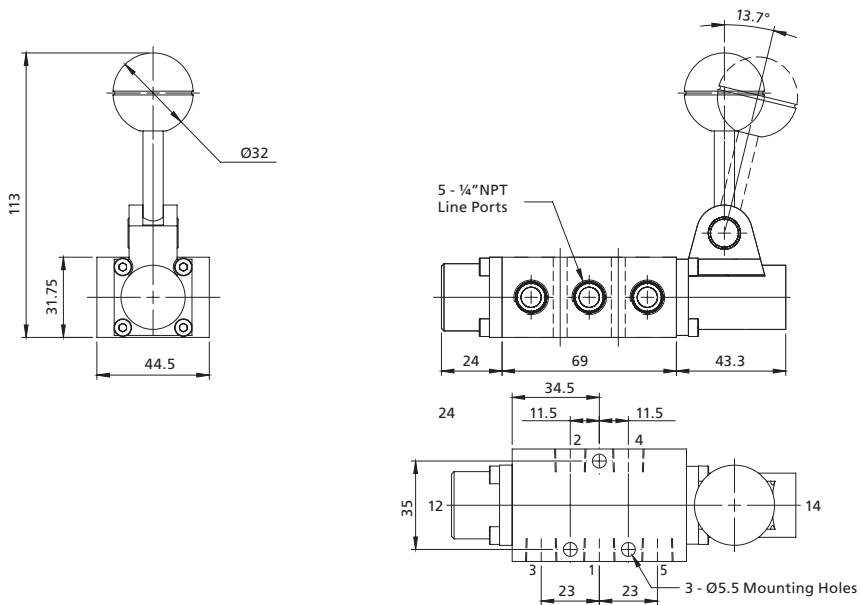
If ATEX certification is required suffix product code with 'ATEX'

1500 Series pool valves – 1/4" Lever operated spring-return

3/2 Function



5/2 Function

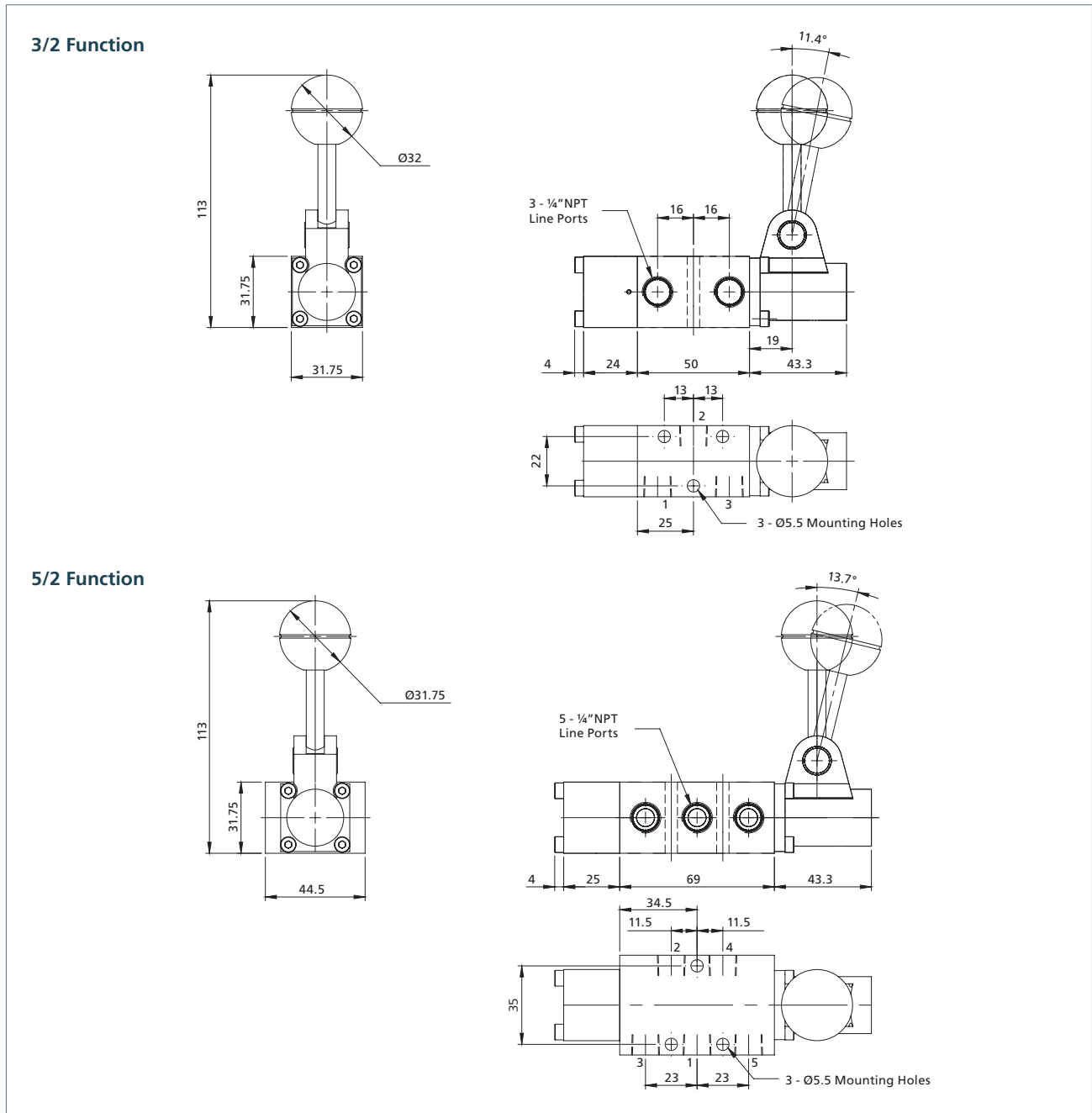


Ordering Information

Product Code	Low Temperature Version	Function	Operating Force (N)	Weight (kg)	CV	Symbol	Product
2326M25-VR2B	2326M25-ER2B	3/2	13	0.65	1.0		
2526M25-VR2B	2526M25-ER2B	5/2	16	1.10	1.2		

If ATEX certification is required suffix product code with 'ATEX'

1500 Series spool valves – 1/4" Lever operated (detented) spring-return



Ordering Information

Product Code	Low Temperature Version	Function	Operating Force (N)	Weight (kg)	CV	Symbol	Product
2326B553VR2B	2326B553ER2B	3/2	13	0.80	1.0		
2526B553VR2B	2526B553ER2B	5/2	16	1.10	1.2		

If ATEX certification is required suffix product code with 'ATEX'

1500 Series spool valves – 1/4" Pilot solenoid operated spring-return

A range of 3/2 and 5/2 solenoid operated spool valves in stainless steel for use on gases.

Features and Benefits

- Specifically designed for severe environments
- 3/2 and 5/2 versions
- Ambient temperature range
-20 to +180 °C (-4 to +356 °F)
- 316L stainless steel construction
- Designed for actuator control
- NACE option available

Working Temperature Range

- Valve only version
-20 to +180 °C (-4 to +356 °F)
- Low temperature version
-50 °C (-58 °F optional)

Working Pressure

- 12 bar (174 psi) maximum

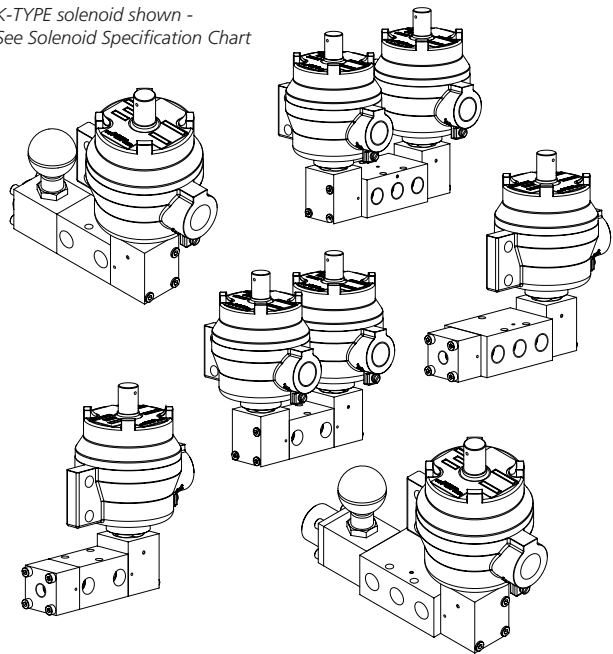
Ports NPT (BSP Option Available)

- 1/4" NPT line port
- 1/8" NPT pilot ports

Operating Media

- Gases - filtered lubricated or non-lubricated
- Air, inert gas, sweet (natural) gases
- Sour gas option available

*K-TYPE solenoid shown -
See Solenoid Specification Chart*



Construction Materials

- Body: 316L stainless steel
- Spool: 316 stainless steel
- Spring: 316 stainless steel
- Seals: Fluoroelastomer

Maximum Flow

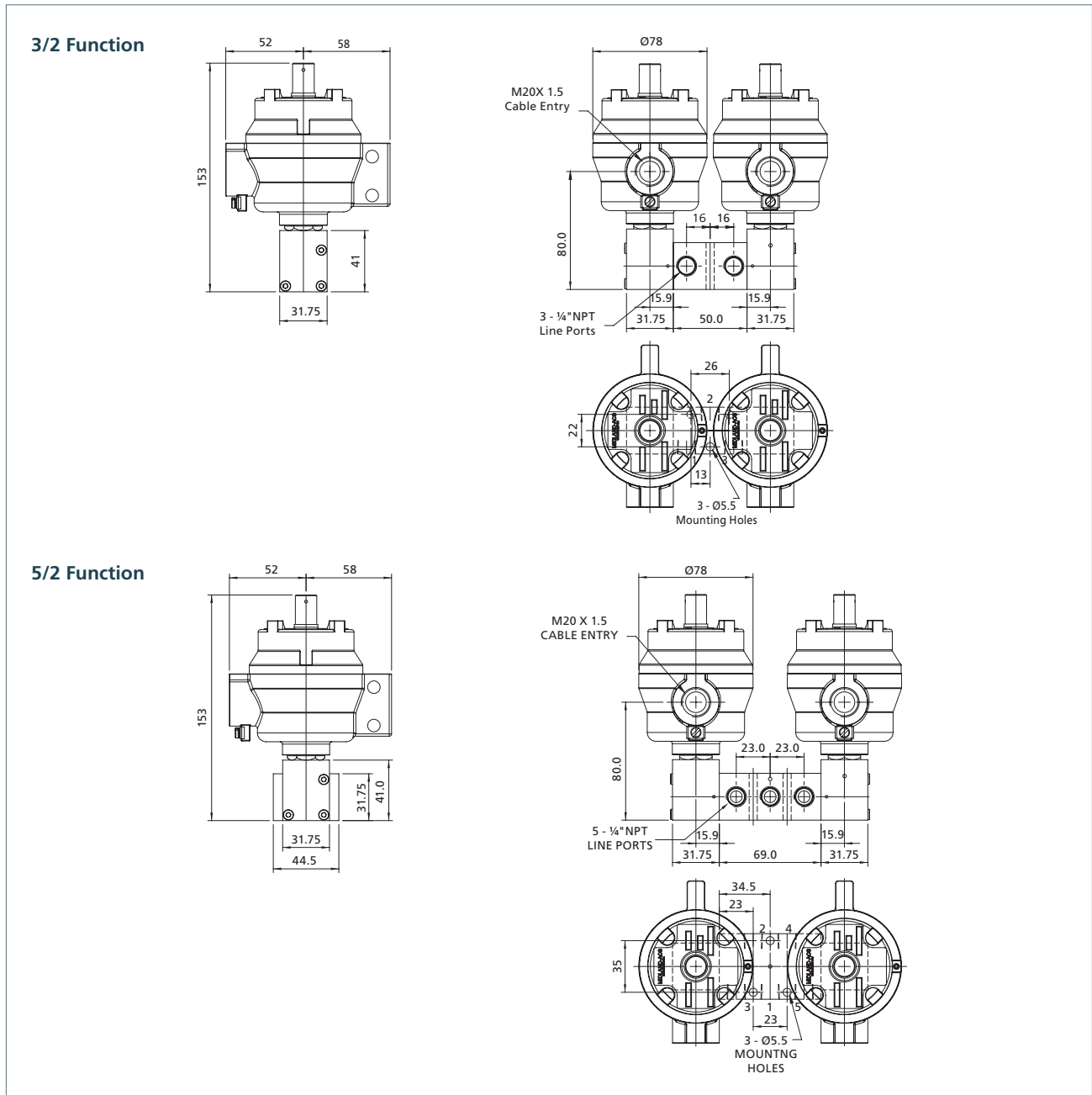
At 6 bar, 1 bar differential:

- 3/2 valves - 1,000 l/min (35.3 SCFM)
- 5/2 valves - 1,200 l/min (42.4 SCFM)

Certification Options Available



1500 Series spool valves – 1/4" Double pilot solenoid operated



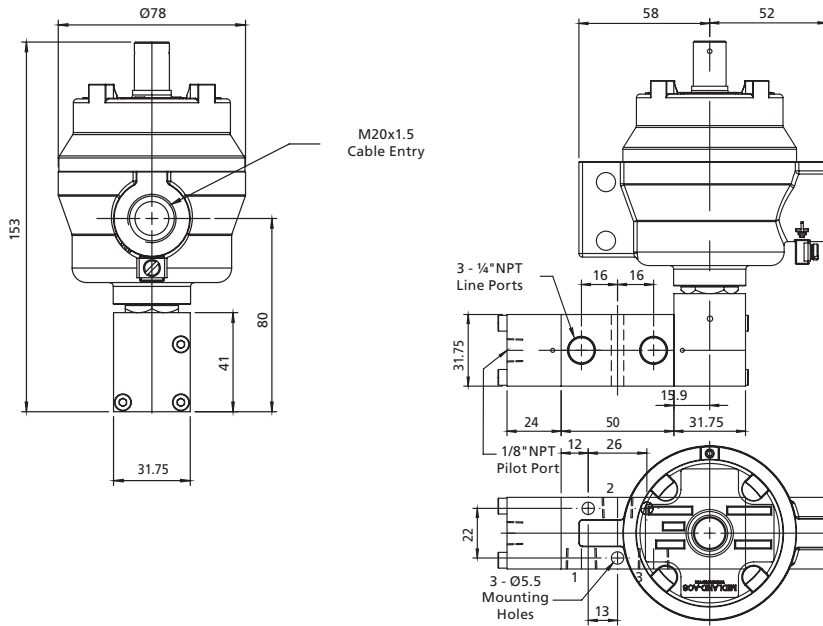
Ordering Information

Product Code	Low Temperature Version	Function	Min Working Pressure	Weight (kg)	CV	Symbol	Product
2326B33-VR2B*#	2326B33-ER2B*#	3/2	2 Bar	0.71 + Solenoids	1.0		
2526B33-VR2B*#	2526B33-ER2B*#	5/2	2 Bar	1.02 + Solenoids	1.2		

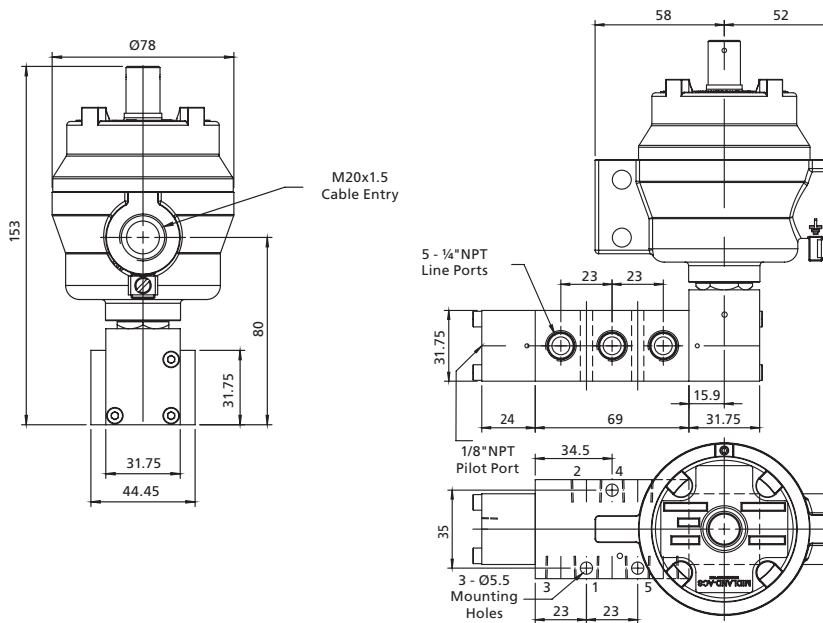
* Denotes solenoid type. See page 61-62; # Denotes Voltage. See page 61

1500 Series pool valves – 1/4" Pilot solenoid operated pilot air return

3/2 Function



5/2 Function

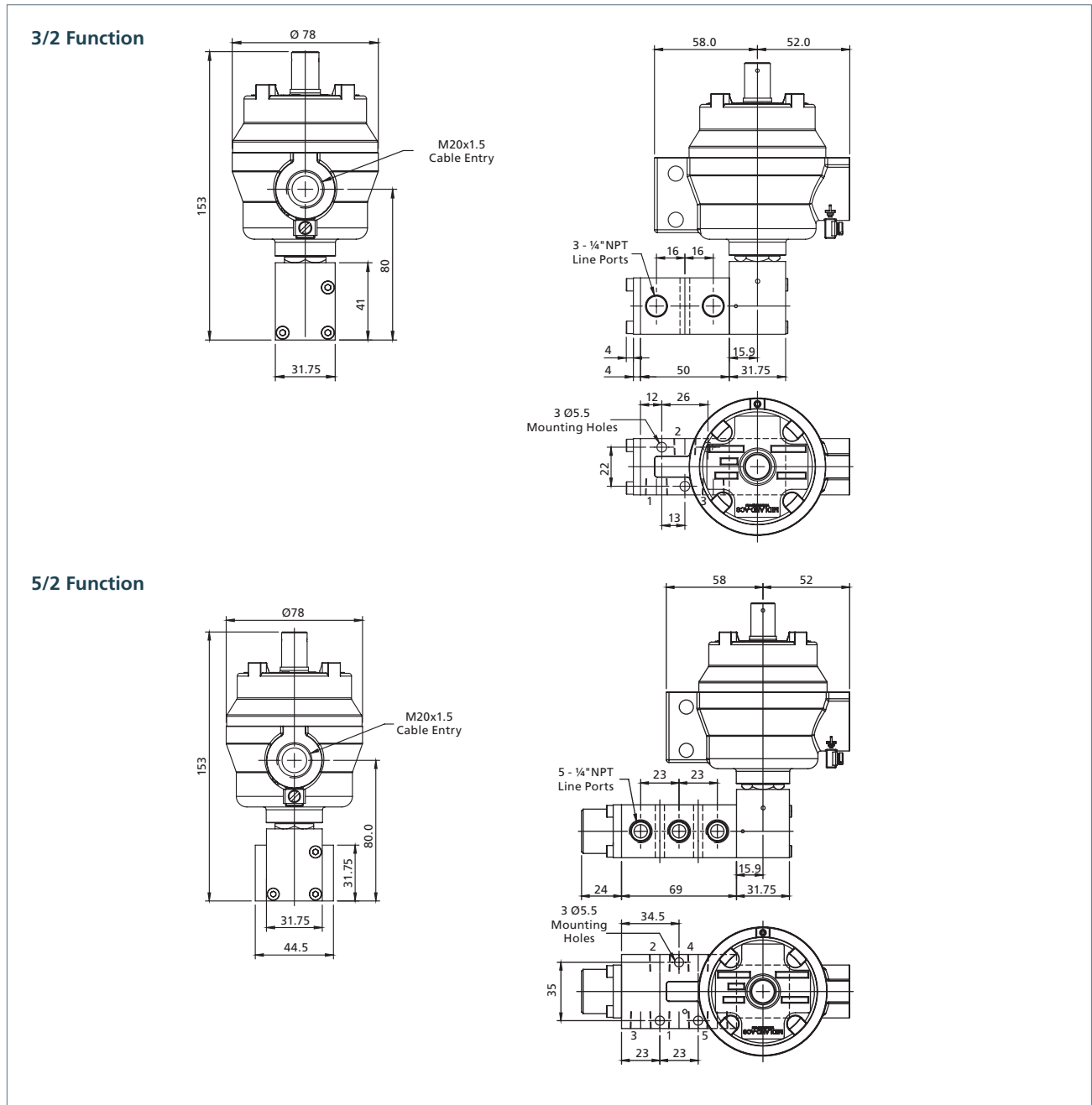


Ordering Information

Product Code	Low Temperature Version	Function	Min Working Pressure	Weight (kg)	CV	Symbol	Product
2326B13-VR2B*#	2326B13-ER2B*#	3/2	3 Bar	0.71 + Solenoid	1.0		
2526B13-VR2B*#	2526B13-ER2B*#	5/2	3 Bar	1.01 + Solenoid	1.2		

* Denotes solenoid type. See page 61-62; # Denotes Voltage. See page 61

1500 Series spool valves – 1/4" Pilot solenoid operated spring-return



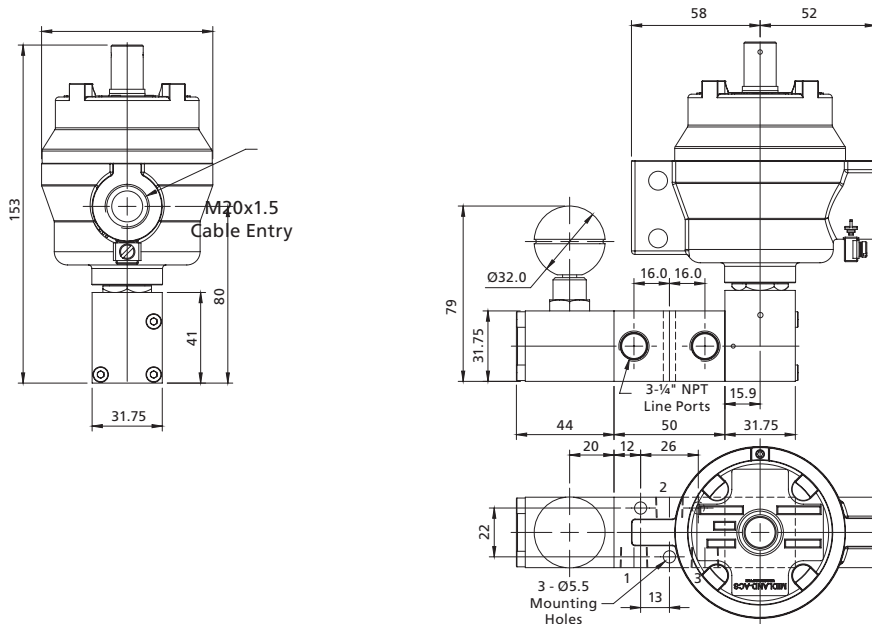
Ordering Information

Product Code	Low Temperature Version	Function	Min Working Pressure	Weight (kg)	CV	Symbol	Product
2326M23-VR2B*#	2326M23-ER2B*#	3/2	3 Bar	0.56 + Solenoid	1.0		
2526M23-VR2B*#	2526M23-ER2B*#	5/2	3 Bar	1.01 + Solenoid	1.2		

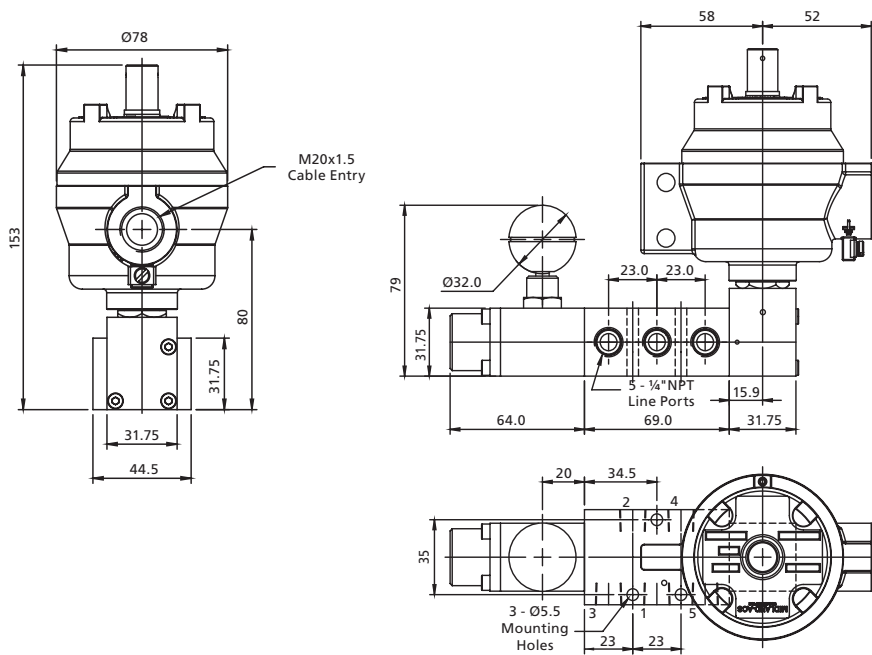
* Denotes solenoid type. See page 61-62; # Denotes Voltage. See page 61

1500 Series pool valves – 1/4" Pilot solenoid operated latchlock manual reset

3/2 Function



5/2 Function

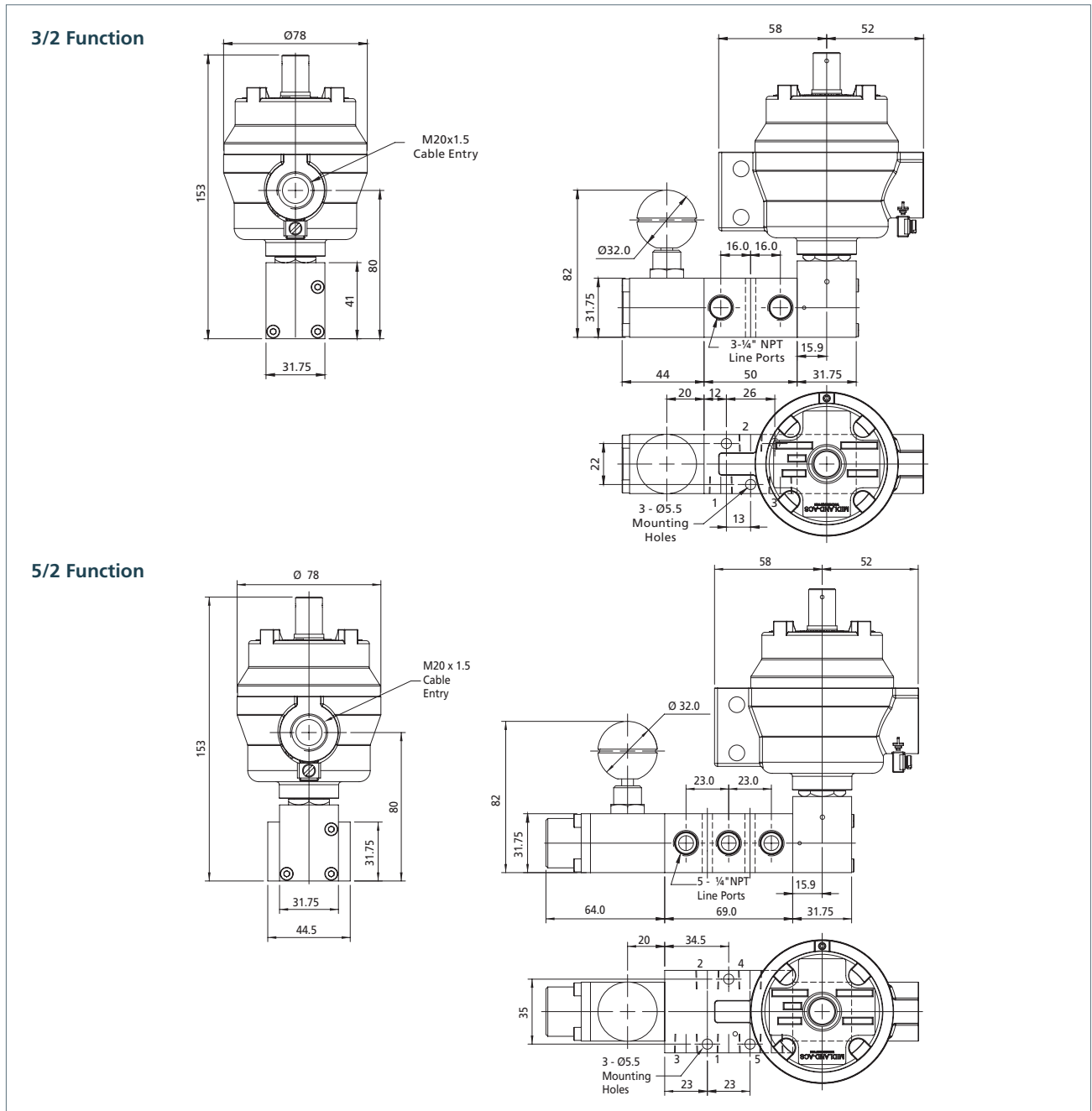


Ordering Information

Product Code	Low Temperature Version	Function	Min Working Pressure	Weight (kg)	CV	Symbol	Product
2326M232VR2B*#	2326M232ER2B*#	3/2	3 Bar	0.94 + Solenoid	1.0		
2526M232VR2B*#	2526M232ER2B*#	5/2	3 Bar	1.39 + Solenoid	1.2		

* Denotes solenoid type. See page 61-62; # Denotes Voltage. See page 61

1500 Series spool valves – 1/4" Pilot solenoid operated reverse latchlock manual reset



Ordering Information

Product Code	Low Temperature Version	Function	Min Working Pressure	Weight (kg)	CV	Symbol	Product
2326M238VR2B*#	2326M238ER2B*#	3/2	3 Bar	0.94 + Solenoid	1.0		
2526M238VR2B*#	2526M238ER2B*#	5/2	3 Bar	1.39 + Solenoid	1.2		

* Denotes solenoid type. See page 61-62; # Denotes Voltage. See page 61

1600 Series spool valves – 1/2" Pilot operated

A range of 3/2 and 5/2 pilot operated spool valves in stainless steel for use on gases.

Features and Benefits

- Specifically designed for severe environments
- 3/2 and 5/2 versions
- Ambient temperature range
-20 to +180 °C (-4 to +356 °F)
- 316L stainless steel construction
- Designed for actuator control
- NACE option available

Working Temperature Range

- Valve only version
-20 to +180 °C (-4 to +356 °F)¹
- Low temperature version
-50 °C (-58 °F optional)²

¹ When product is ordered as 'ATEX' ambient temperature range is -10 °C to +40 °C (14 °F to +104 °F) (T6) (EC Directive 94/9/EC).

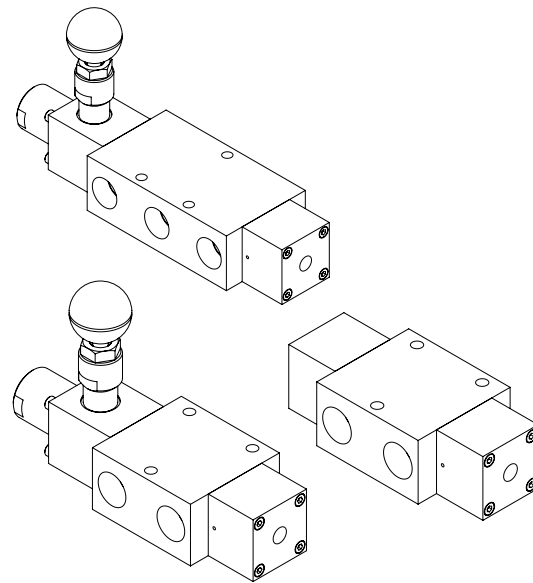
² When product is ordered as 'ATEX' ambient temperature range is -50 °C to +40 °C (-58 °F to +104 °F) (T6) (EC Directive 94/9/EC).

Working Pressure

- 12 bar (174 psi) maximum

Ports NPT (BSP Option Available)

- 1/2" NPT line port
- 1/8" NPT pilot ports



Operating Media

- Gases - filtered lubricated or non-lubricated
- Air, inert gas, sweet (natural) gases
- Sour gas option available

Construction Materials

- Body: 316L stainless steel
- Spool: 316 stainless steel
- Spring: 316 stainless steel
- Seals: Fluoroelastomer

Maximum Flow

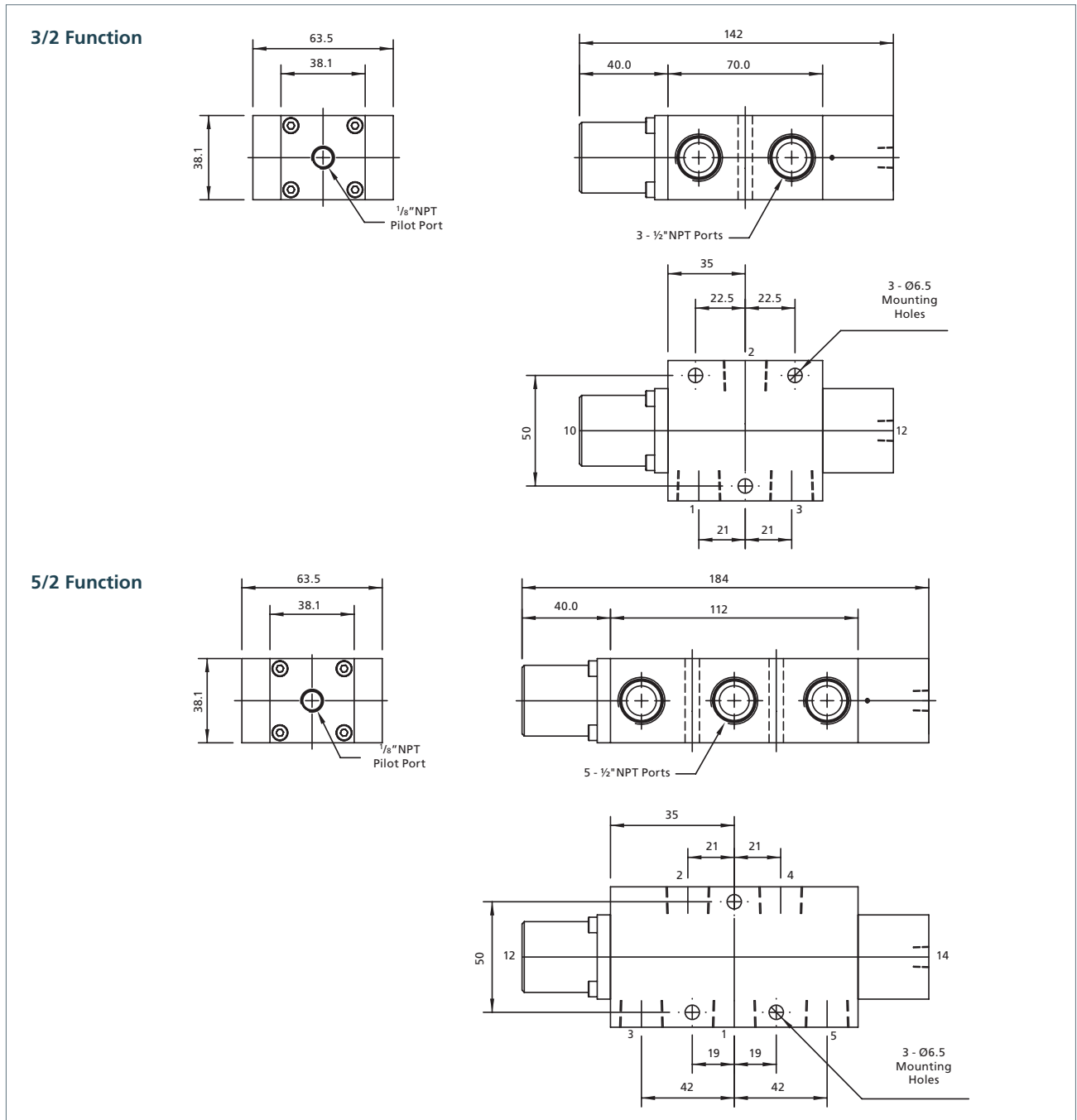
At 6 bar, 1 bar differential:

- 3/2 valves - 3,500 l/min (123 SCFM)
- 5/2 valves - 3,500 l/min (123 SCFM)

Certification Options Available



1600 Series spool valves – 1/2" Pilot operated spring-return



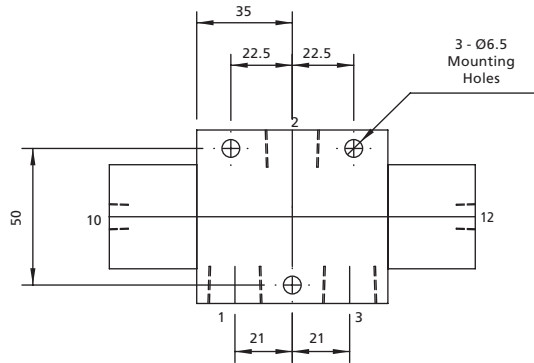
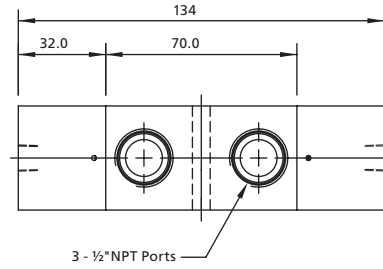
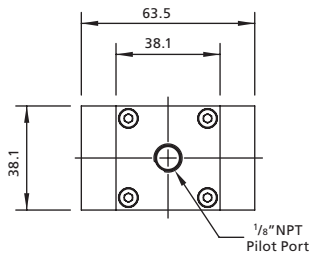
Ordering Information

Product Code	Low Temperature Version	Function	Min Working Pressure	Weight (kg)	CV	Symbol	Product
4326M21-VS2B	4326M21-ES2B	3/2	3 Bar	1.40	3.5		
4526M21-VS2B	4526M21-ES2B	5/2	3 Bar	2.00	3.5		

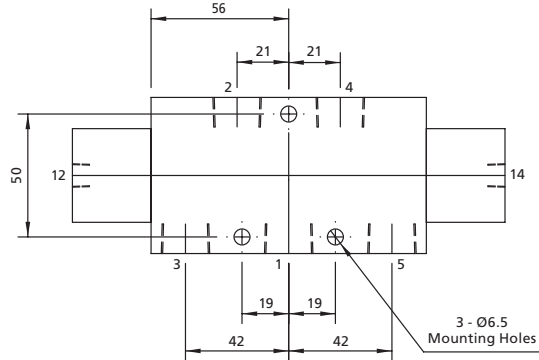
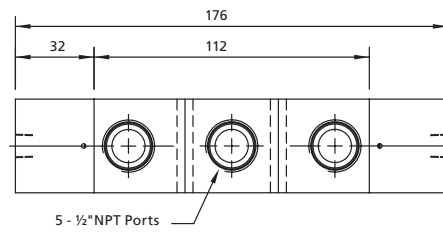
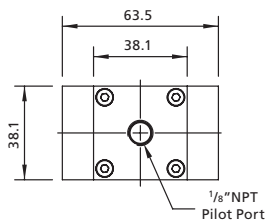
If ATEX certification is required suffix product code with 'ATEX'

1600 Series spool valves – 1/2" Double pilot operated

3/2 Function



5/2 Function

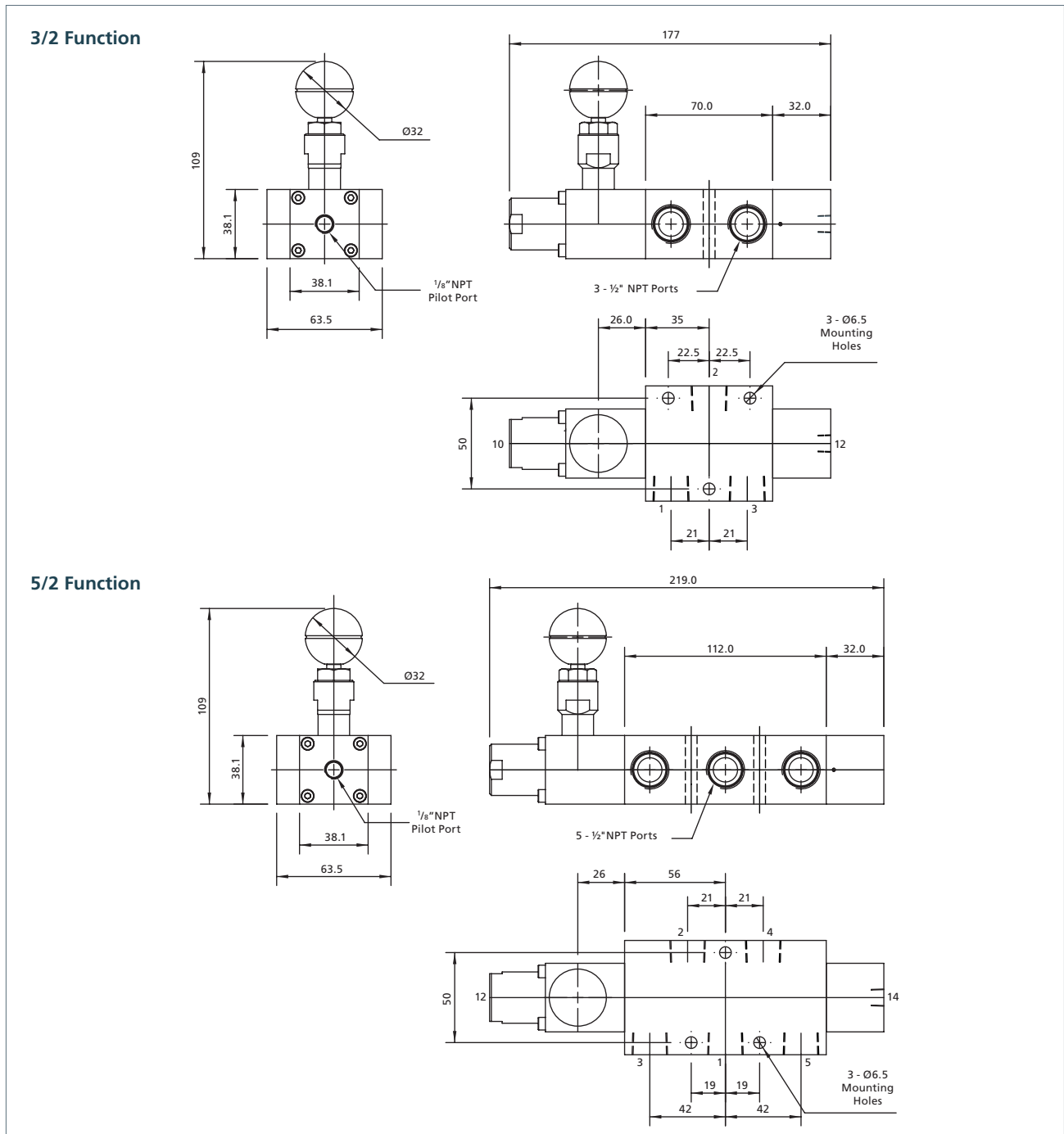


Ordering Information

Product Code	Low Temperature Version	Function	Min Working Pressure	Weight (kg)	CV	Symbol	Product
4326B11-VS2B	4326B11-ES2B	3/2	2 Bar	1.50	3.5		
4526B11-VS2B	4526B11-ES2B	5/2	2 Bar	2.10	3.5		

If ATEX certification is required suffix product code with 'ATEX'

1600 Series spool valves – 1/2" Pilot operated latchlock manual reset



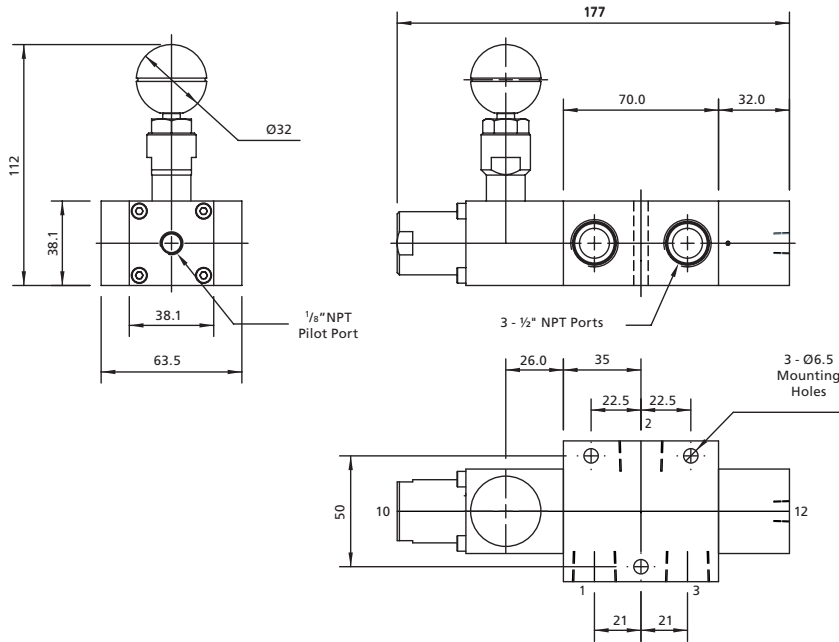
Ordering Information

Product Code	Low Temperature Version	Function	Min Working Pressure	Weight (kg)	CV	Symbol	Product
4326M212VS2B	4326M212ES2B	3/2	2 Bar	2.00	3.5		
4526M212VS2B	4526M212ES2B	5/2	2 Bar	2.60	3.5		

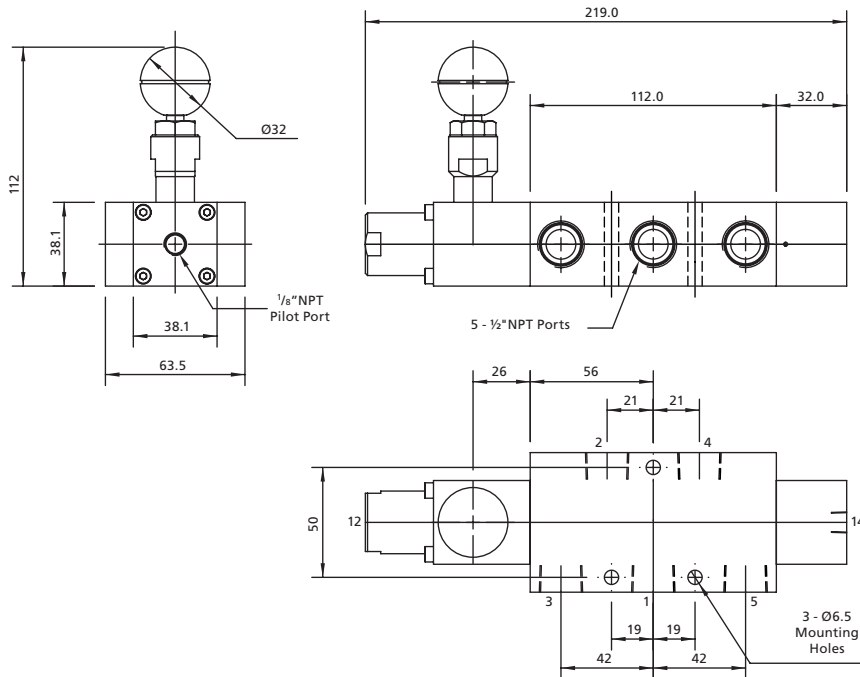
If ATEX certification is required suffix product code with 'ATEX'

1600 Series pool valves – 1/2" Pilot operated reverse latchlock manual reset

3/2 Function



5/2 Function



Ordering Information

Product Code	Low Temperature Version	Function	Min Working Pressure	Weight (kg)	CV	Symbol	Product
4326M218VS2B	4326M218ES2B	3/2	2 Bar	2.00	3.5		
4526M218VS2B	4526M218ES2B	5/2	2 Bar	2.60	3.5		

If ATEX certification is required suffix product code with 'ATEX'

1600 Series spool valves – 1/2" Mechanically operated spring-return

A range of 3/2 and 5/2 manually operated spool valves in stainless steel for use on gases.

Features and Benefits

- Specifically designed for severe environments
- 3/2 and 5/2 versions
- Ambient temperature range
-20 to +180 °C (-4 to +356 °F)
- 316L stainless steel construction
- Designed for actuator control
- NACE option available

Working Temperature Range

- Valve only version
-20 to +180 °C (-4 to +356 °F)¹
- Low temperature version
-50 °C (-58 °F optional)²

¹ When product is ordered as 'ATEX' ambient temperature range is -10 °C to +40 °C (14 °F to +104 °F) (T6) (EC Directive 94/9/EC).

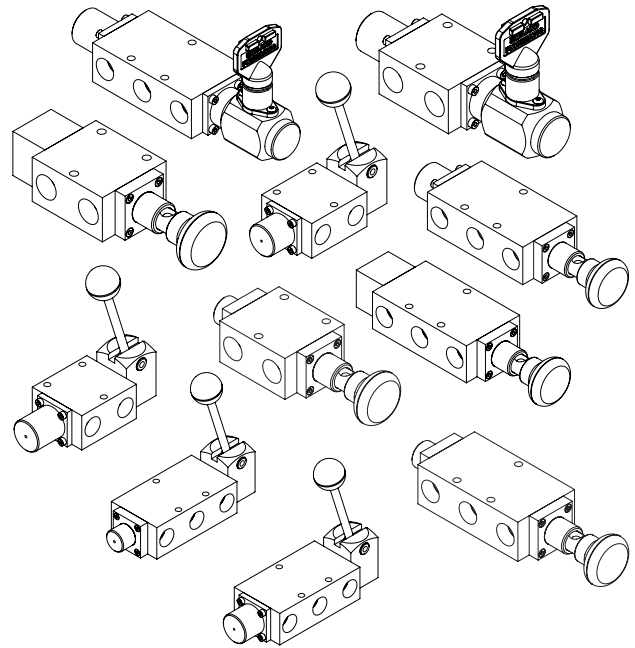
² When product is ordered as 'ATEX' ambient temperature range is -50 °C to +40 °C (-58 °F to +104 °F) (T6) (EC Directive 94/9/EC).

Working Pressure

- 12 bar (174 psi) maximum

Ports NPT (BSP Option Available)

- 1/2" NPT line port
- 1/8" NPT pilot ports



Operating Media

- Gases - filtered lubricated or non-lubricated
- Air, inert gas, sweet (natural) gases
- Sour gas option available

Construction Materials

- Body: 316L stainless steel
- Spool: 316 stainless steel
- Spring: 316 stainless steel
- Seals: Fluoroelastomer

Maximum Flow

At 6 bar, 1 bar differential:

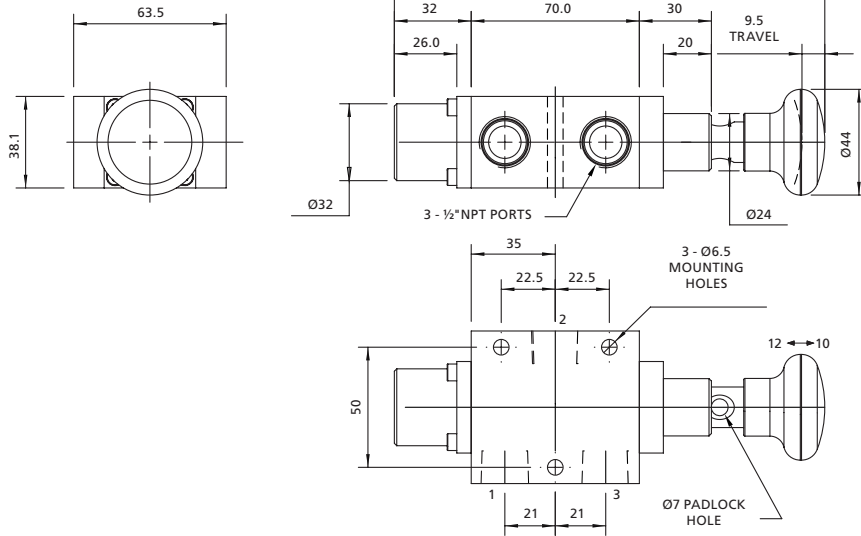
- 3/2 valves - 1,000 l/min (35.3 SCFM)
- 5/2 valves - 1,200 l/min (42.4 SCFM)

Certification Options Available

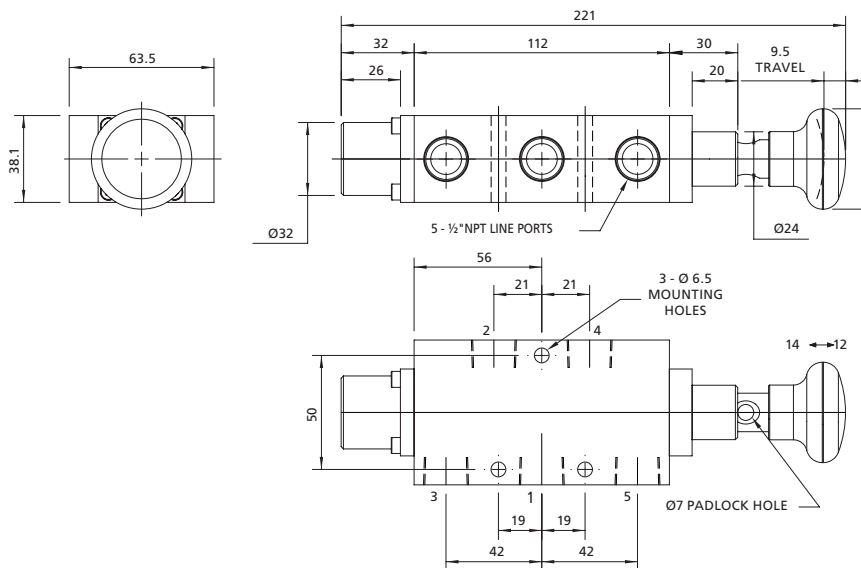


1600 Series spool valves – 1/2" Pad operated (push pull) 1/2" Pad operated (push pull) detented

3/2 Function



5/2 Function

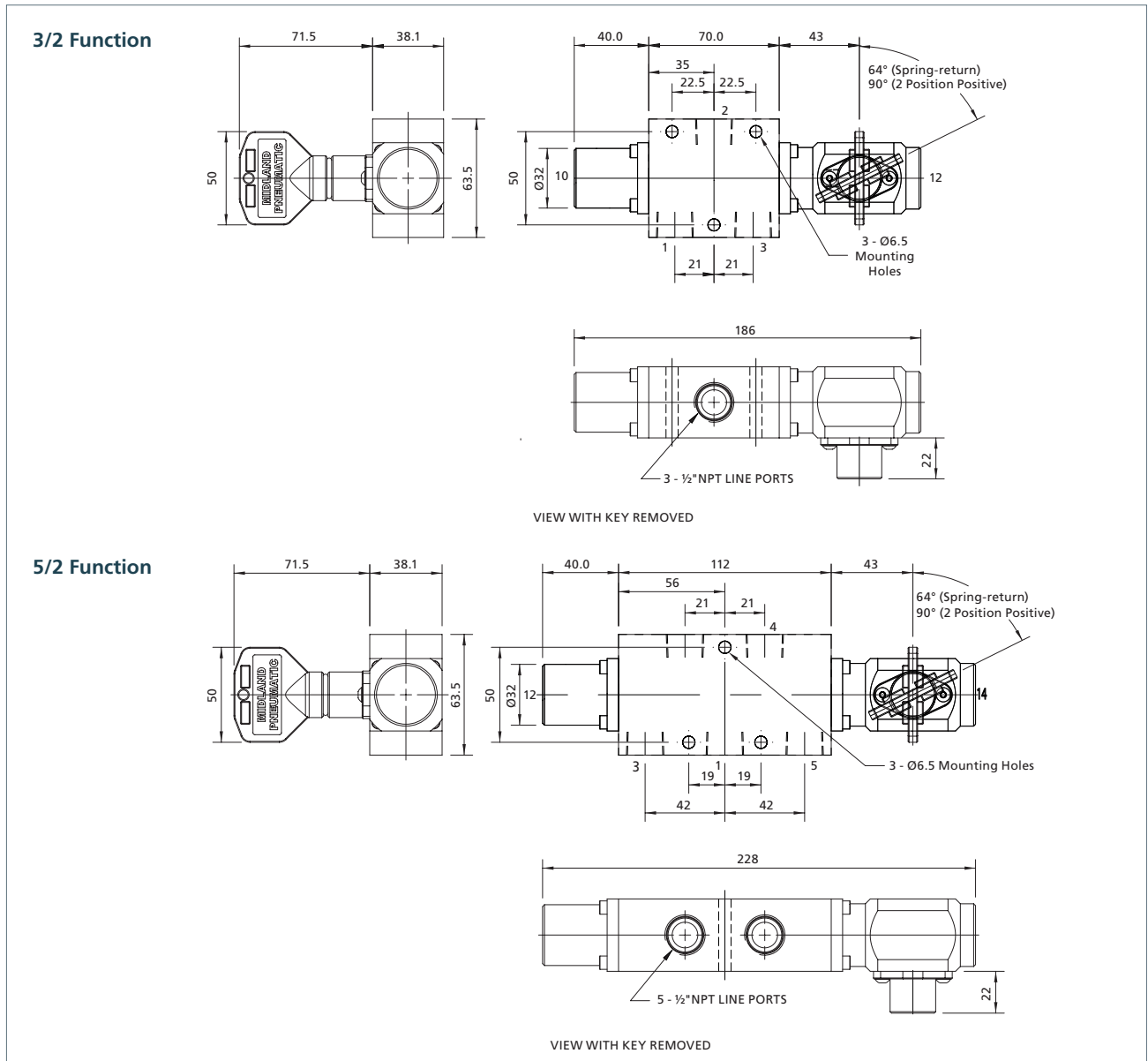


Ordering Information

Product Code	Low Temperature Version	Description	Operating Force (N)	Weight (kg)	CV	Symbol	Product
4326B77-VS2B	4326B77-ES2B	3/2 pad operated push pull	112	1.30	3.5		
4326B773VS2B	4326B773ES2B	3/2 pad operated push pull with detent	112	1.40	3.5		
4526B77-VS2B	4526B77-ES2B	5/2 pad operated push pull	112	1.90	3.5		
4526B773VS2B	4526B773ES2B	5/2 pad operated push pull with detent	112	2.00	3.5		

If ATEX certification is required suffix product code with 'ATEX'

1600 Series spool valves – 1/2" Key operated 2 position positive 1/2" Key operated spring-return



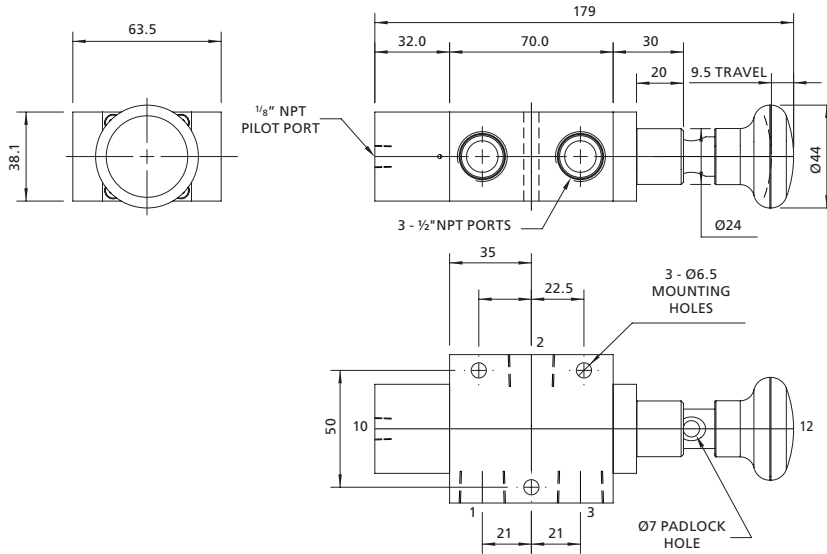
Ordering Information

Product Code	Low Temperature Version	Description	Operating Force (N)	Weight (kg)	CV	Symbol	Product
4326BRR-VS2B	4326BRR-ES2B	3/2 key operated 2 position positive	61	1.75	3.5		
4326M2R-VS2B	4326M2R-ES2B	3/2 key operated spring-return	61	1.75	3.5		
4526BRR-VS2B	4526BRR-ES2B	5/2 key operated 2 position positive	61	2.4	3.5		
4526M2R-VS2B	4526M2R-ES2B	5/2 key operated spring-return	61	2.4	3.5		

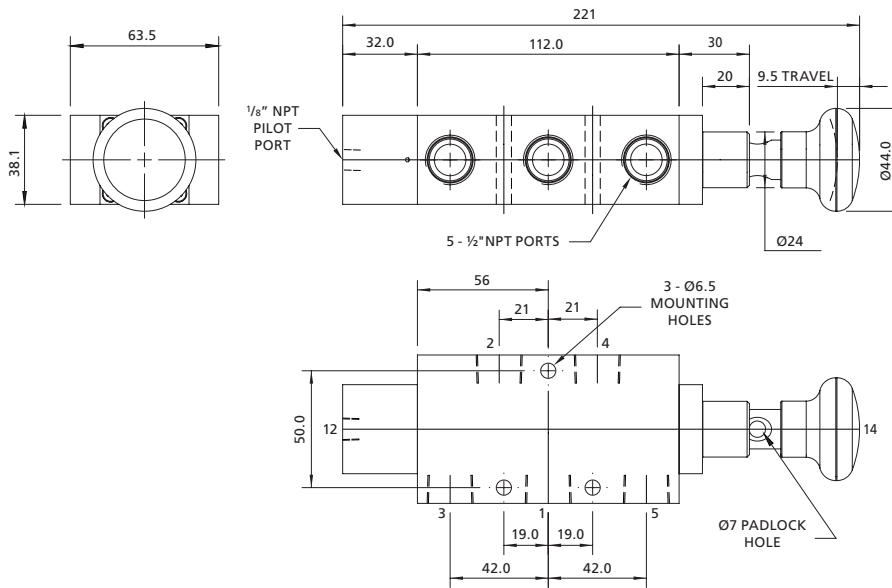
If ATEX certification is required suffix product code with 'ATEX'

1600 Series spool valves – Pad operated pilot return

3/2 Function



5/2 Function

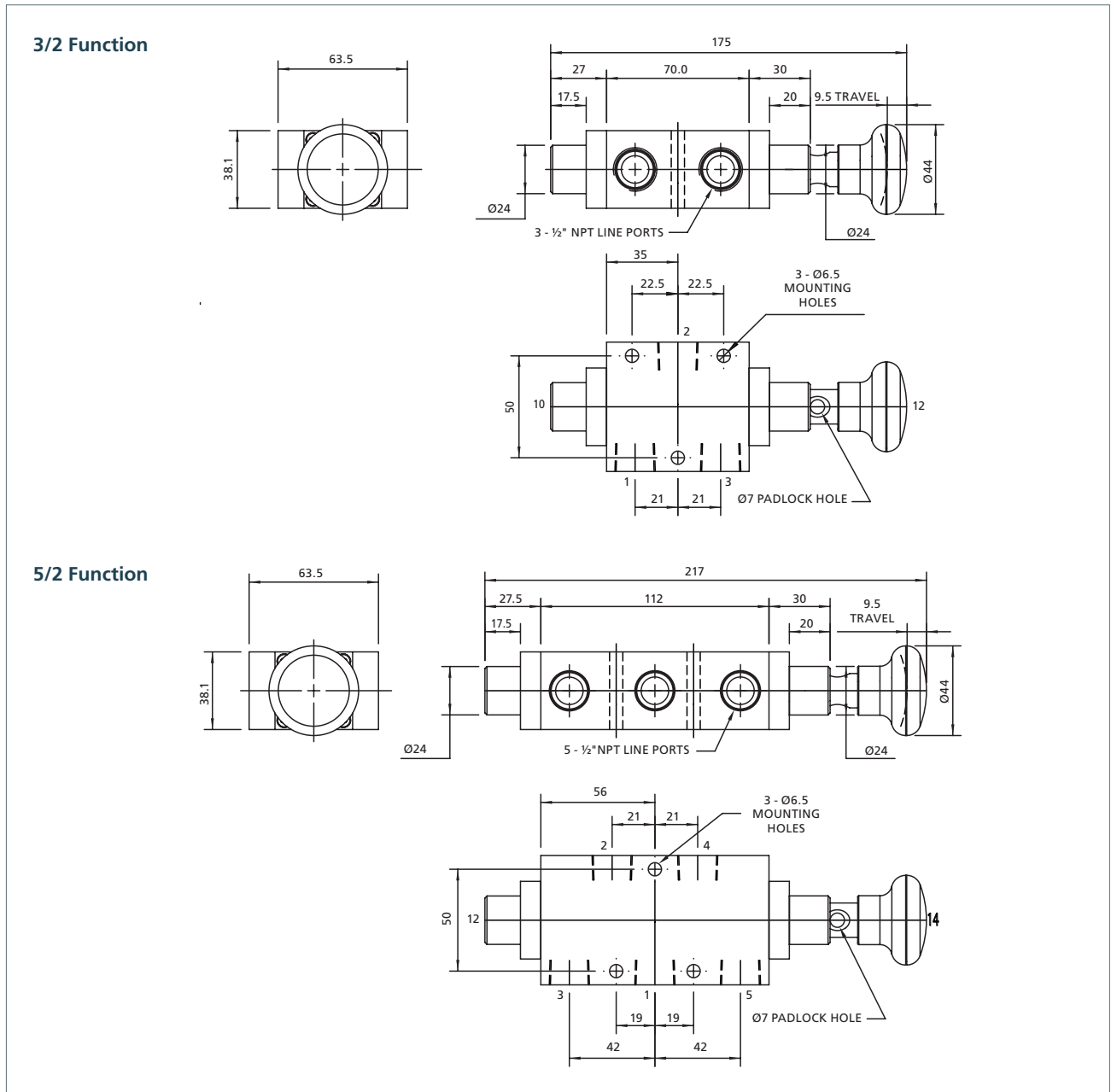


Ordering Information

Product Code	Low Temperature Version	Function	Operating Force (N)	Weight (kg)	CV	Symbol	Product
4326B17-VS2B	4326B17-ES2B	3/2	112	1.50	3.5		
4526B17-VS2B	4526B17-ES2B	5/2	112	2.10	3.5		

If ATEX certification is required suffix product code with 'ATEX'

1600 Series spool valves – Pad operated spring-return



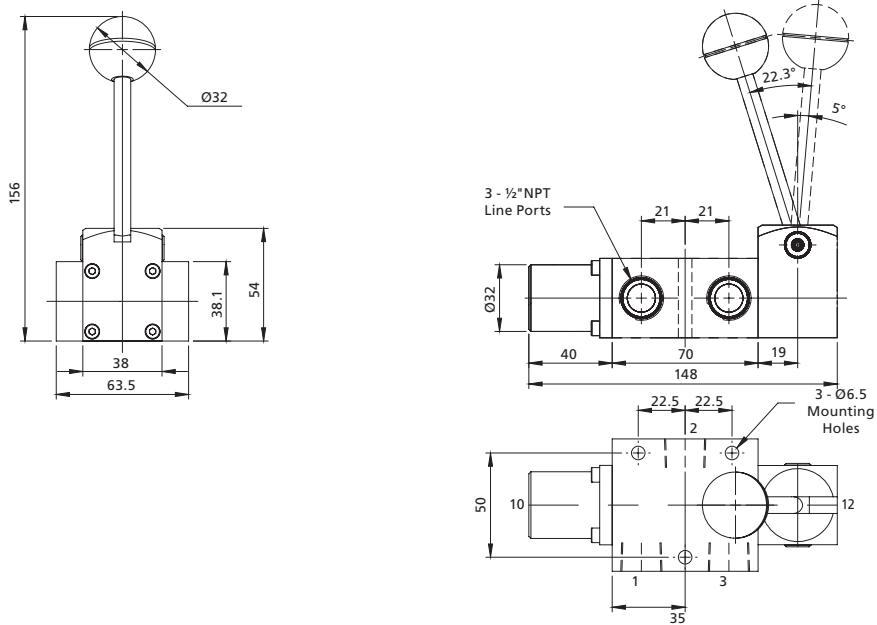
Ordering Information

Product Code	Low Temperature Version	Function	Operating Force (N)	Weight (kg)	CV	Symbol	Product
4326M27-VS2B	4326M27-ES2B	3/2	112	1.35	3.5		
4526M27-VS2B	4526M27-ES2B	5/2	112	1.95	3.5		

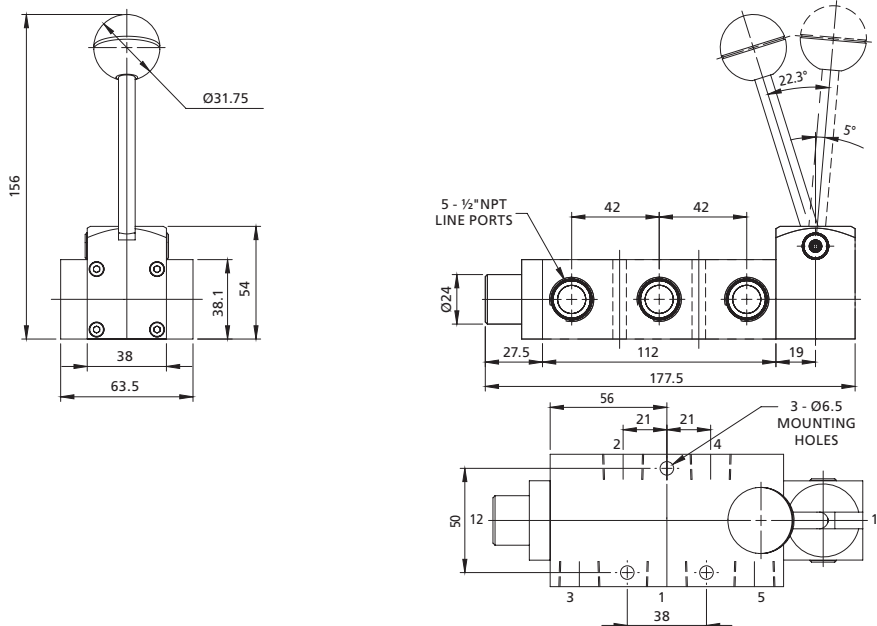
If ATEX certification is required suffix product code with 'ATEX'

1600 Series pool valves – Lever operated spring-return

3/2 Function



5/2 Function

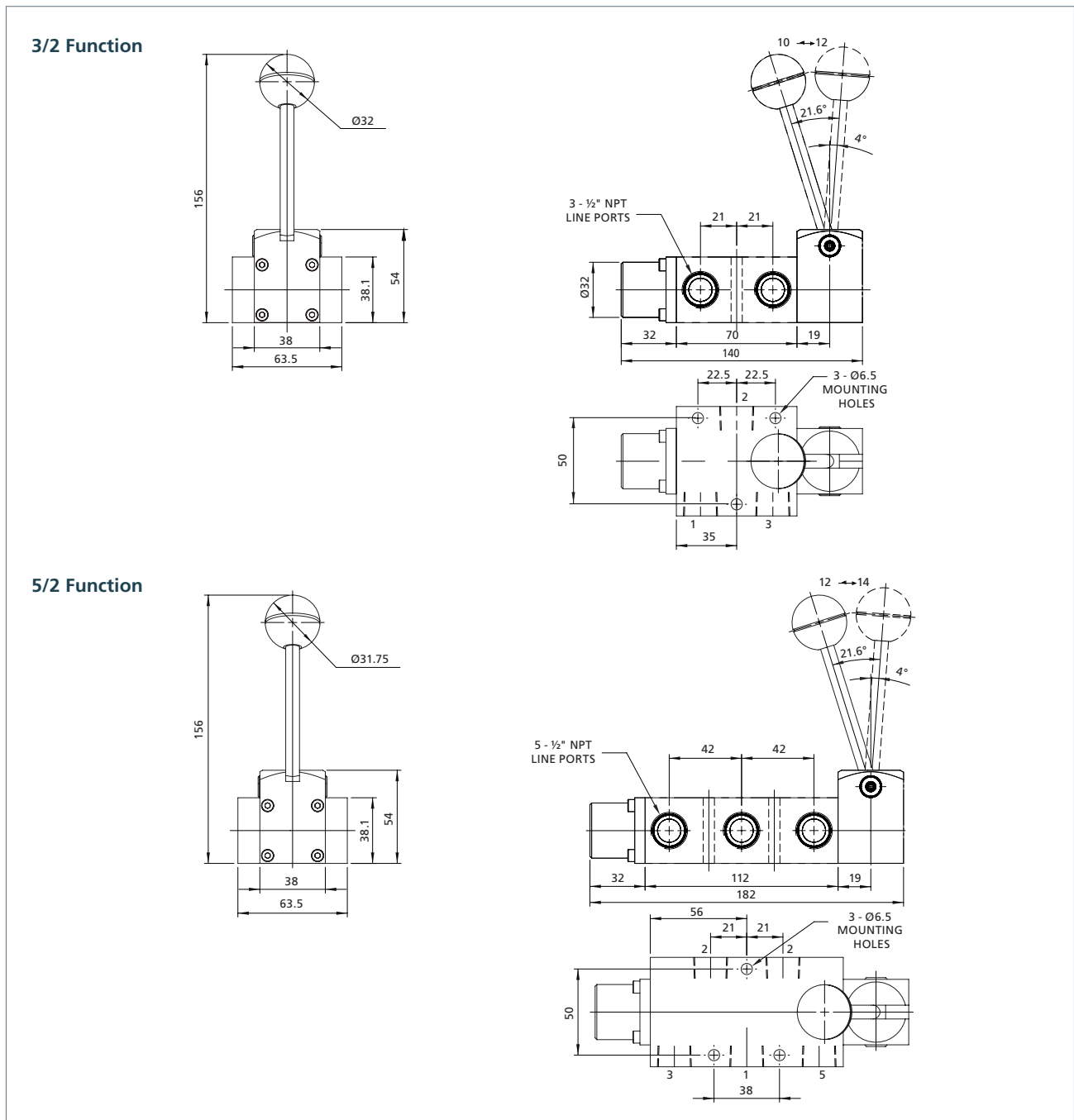


Ordering Information

Product Code	Low Temperature Version	Function	Operating Force (N)	Weight (kg)	CV	Symbol	Product
4326M25-VS2B	4526M25-ES2B	3/2	61	1.40	3.5		
4526M25-VS2B	4526M25-ES2B	5/2	61	2.0	3.5		

If ATEX certification is required suffix product code with 'ATEX'

1600 Series spool valves – Lever operated (detented) spring-return



Ordering Information

Product Code	Low Temperature Version	Function	Operating Force (N)	Weight (kg)	CV	Symbol	Product
4326B553VS2B	4326B553ES2B	3/2	61	1.50	3.5		
4526B553VS2B	4526B553ES2B	5/2	61	2.10	3.5		

If ATEX certification is required suffix product code with 'ATEX'

1600 Series spool valves – 1/2" Pilot operated spring-return

A range of 3/2 and 5/2 solenoid operated spool valves in stainless steel for use on gases.

Features and Benefits

- Specifically designed for severe environments
- 3/2 and 5/2 versions
- Ambient temperature range
-20 to +180 °C (-4 to +356 °F)
- 316L stainless steel construction
- Designed for actuator control
- NACE option available

Working Temperature Range

- Valve only version
-20 to +180 °C (-4 to +356 °F)
- Low temperature version
-50 °C (-58 °F optional)

Working Pressure

- 12 bar (174 psi) maximum

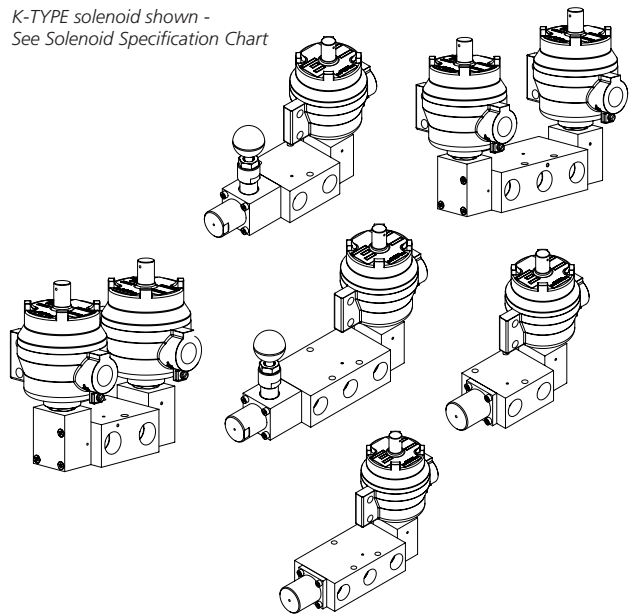
Ports NPT (BSP Option Available)

- 1/2" NPT line port
- 1/8" NPT pilot ports

Operating Media

- Gases - filtered lubricated or non-lubricated
- Air, inert gas, sweet (natural) gases
- Sour gas option available

*K-TYPE solenoid shown -
See Solenoid Specification Chart*



Construction Materials

- Body: 316L stainless steel
- Spool: 316 stainless steel
- Spring: 316 stainless steel
- Seals: Fluoroelastomer

Maximum Flow

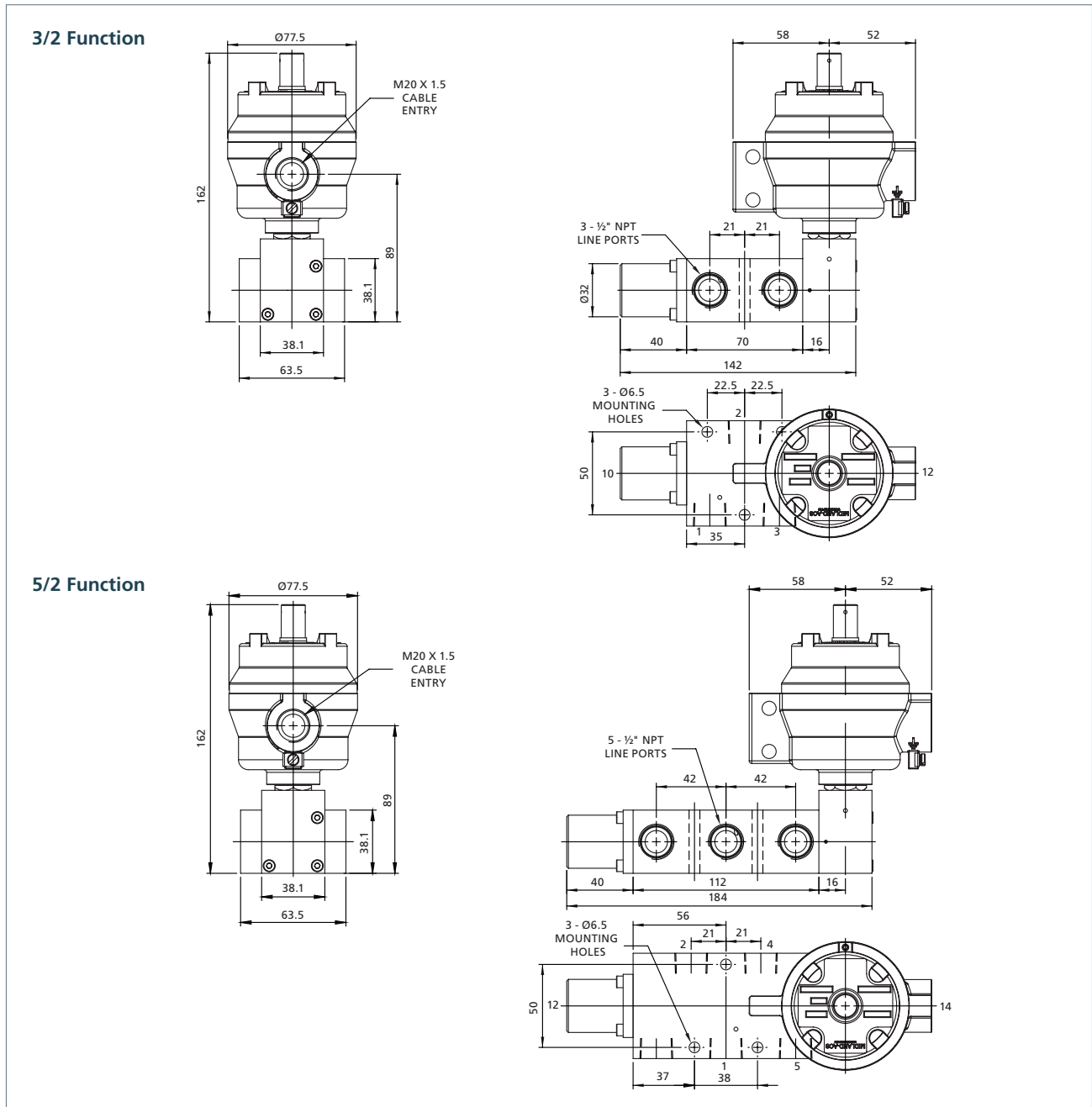
At 6 bar, 1 bar differential:

- 3/2 valves - 3,500 l/min (123 SCFM)
- 5/2 valves - 3,500 l/min (123 SCFM)

Certification Options Available



1600 Series spool valves – Pilot solenoid operated spring-return



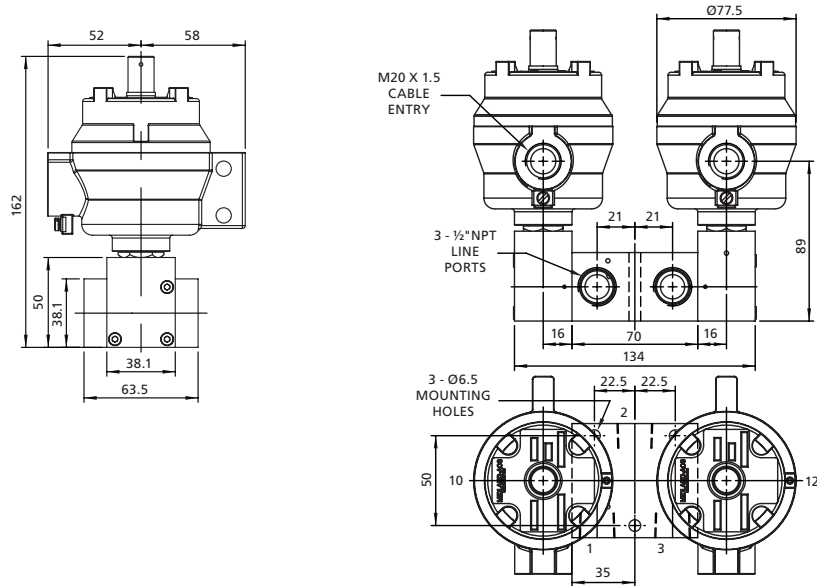
Ordering Information

Product Code	Low Temperature Version	Function	Min Working Pressure	Weight (kg)	CV	Symbol	Product
4326M23-VS2B*#	4326M23-ES2B*#	3/2	3 Bar	1.50 + Solenoid	3.5		
4526M23-VS2B*#	4526M23-ES2B*#	5/2	3 Bar	2.10 + Solenoid	3.5		

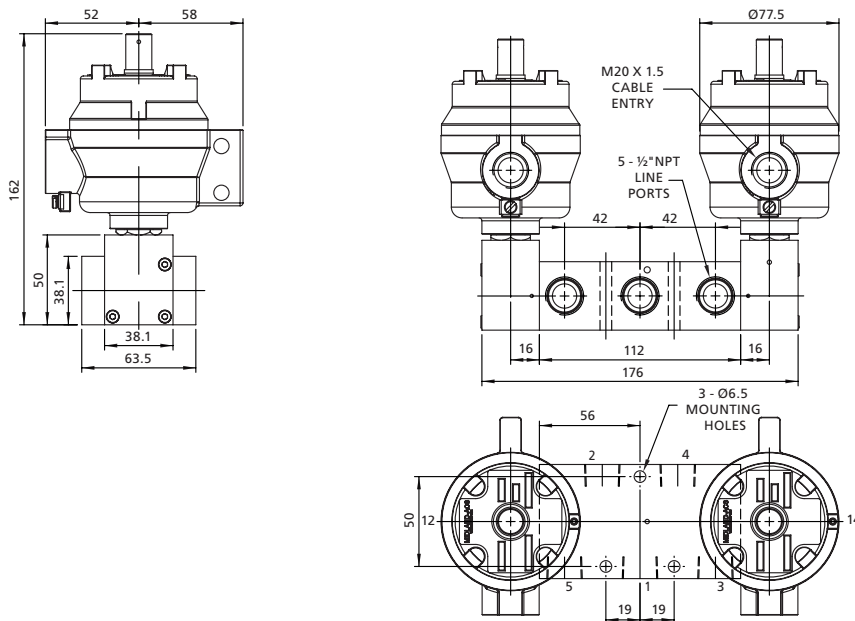
* Denotes solenoid type. See page 61-62; # Denotes Voltage. See page 61

1600 Series pool valves – Double pilot solenoid operated

3/2 Function



5/2 Function

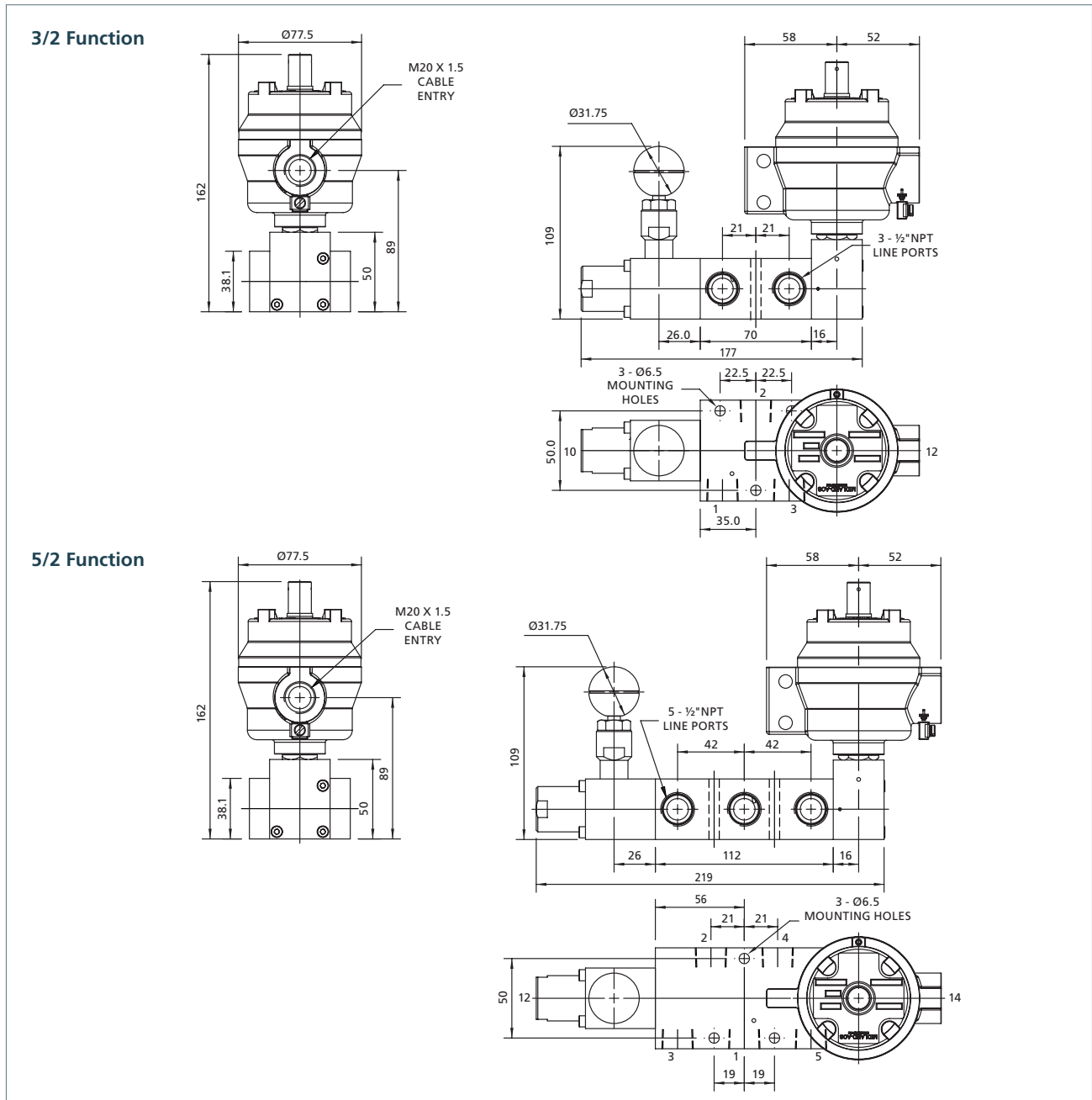


Ordering Information

Product Code	Low Temperature Version	Function	Min Working Pressure	Weight (kg)	CV	Symbol	Product
4326B33-VS2B*#	4326B33-ES2B*#	3/2	2 Bar	1.70 + Solenoids	3.5		
4526B33-VS2B*#	4526B33-ES2B*#	5/2	2 Bar	2.30 + Solenoids	3.5		

* Denotes solenoid type. See page 61-62; # Denotes Voltage. See page 61

1600 Series spool valves – Pilot solenoid operated latchlock manual reset



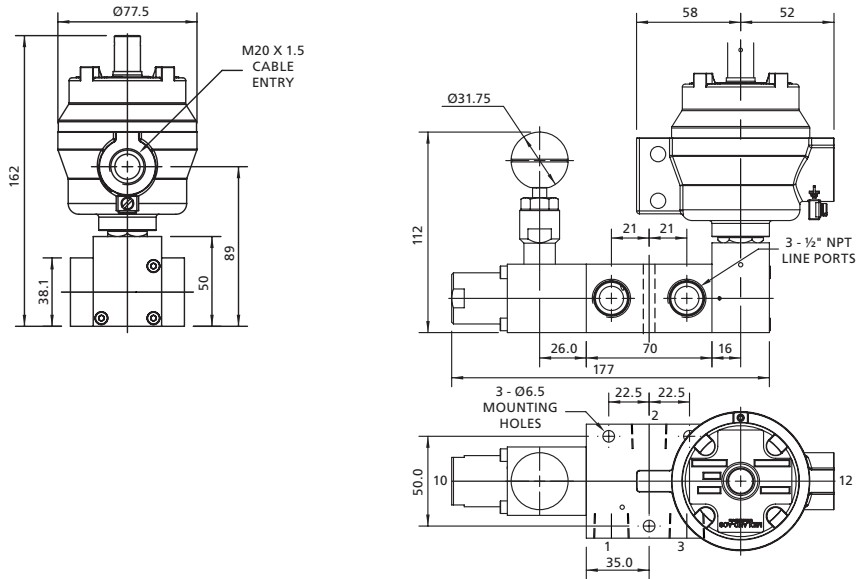
Ordering Information

Product Code	Low Temperature Version	Function	Min Working Pressure	Weight (kg)	CV	Symbol	Product
4326M232VS2B*#	4326M232ES2B*#	3/2	3 Bar	2.10 + Solenoid	3.5		
4526M232VS2B*#	4526M232ES2B*#	5/2	3 Bar	2.70 + Solenoid	3.5		

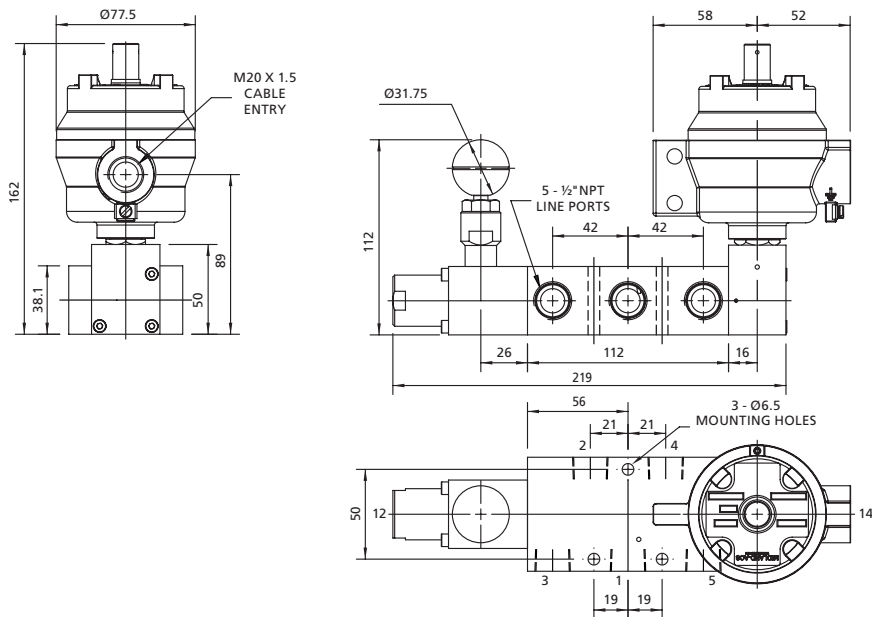
* Denotes solenoid type. See page 61-62; # Denotes Voltage. See page 61

1600 Series pool valves – Pilot solenoid operated reverse latchlock manual reset

3/2 Function



5/2 Function



Ordering Information

Product Code	Low Temperature Version	Function	Min Working Pressure	Weight (kg)	CV	Symbol	Product
4326M238VS2B*#	4326M238ES2B*#	3/2	3 Bar	2.10 + Solenoid	3.5		
4526M238VS2B*#	4526M238ES2B*#	5/2	3 Bar	2.70 + Solenoid	3.5		

* Denotes solenoid type. See page 61-62; # Denotes Voltage. See page 61

1650 Series spool valves – 3/4" & 1" Pilot operated

A range of 3/2 and 5/2 pilot operated spool valves in stainless steel for use on gases.

Features and Benefits

- Specifically designed for severe environments
- 3/2 and 5/2 versions
- Ambient temperature range
-20 to +180 °C (-4 to +356 °F)
- 316L stainless steel construction
- Designed for actuator control
- NACE option available

Working Temperature Range

- Valve only version
-20 to +180 °C (-4 to +356 °F)
- Low temperature version
-50 °C (-58 °F optional)

Working Pressure

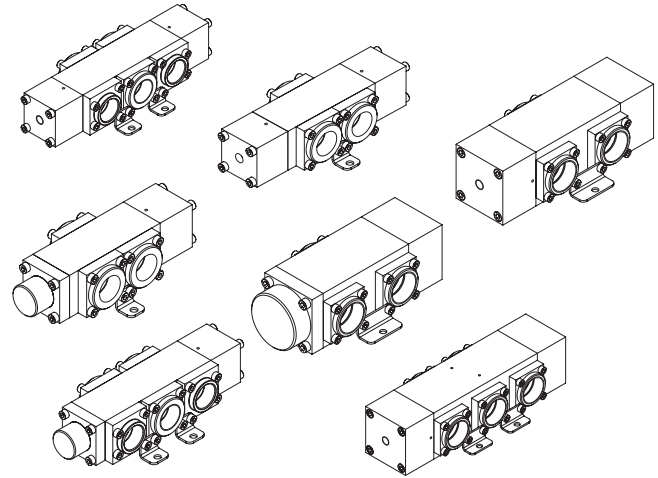
- 12 bar (174 psi) maximum

Ports NPT (BSP Option Available)

- 3/4" & 1" NPT line port
- 1/8" NPT pilot ports

Operating Media

- Gases - filtered lubricated or non-lubricated
- Air, inert gas, sweet (natural) gases
- Sour gas option available



Construction Materials

- Body: 316L stainless steel
- Spool: 316 stainless steel
- Spring: 316 stainless steel
- Seals: Fluoroelastomer

Maximum Flow

At 6 bar, 1 bar differential:

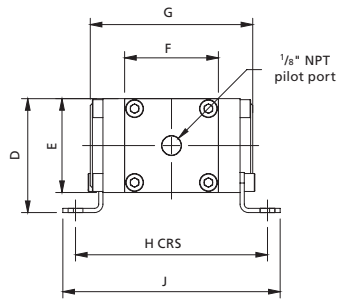
- 3/4" valves - 9,000 l/min (318 SCFM)
- 1" valves - 13,500 l/min (477 SCFM)

Certification Options Available

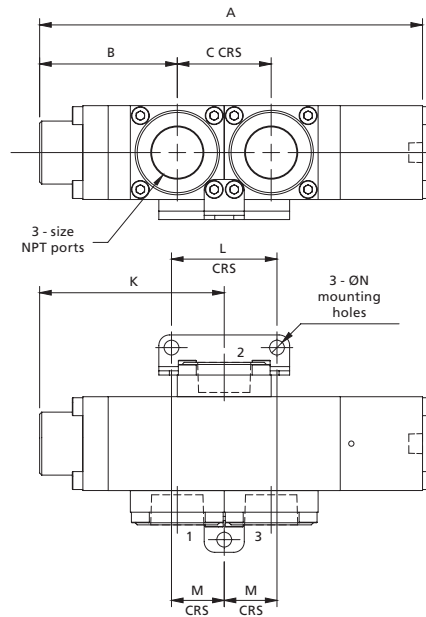


1650 Series pool valves — 3/4" & 1" Pilot operated spring-return

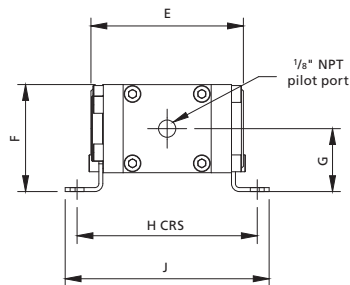
3/2 Function



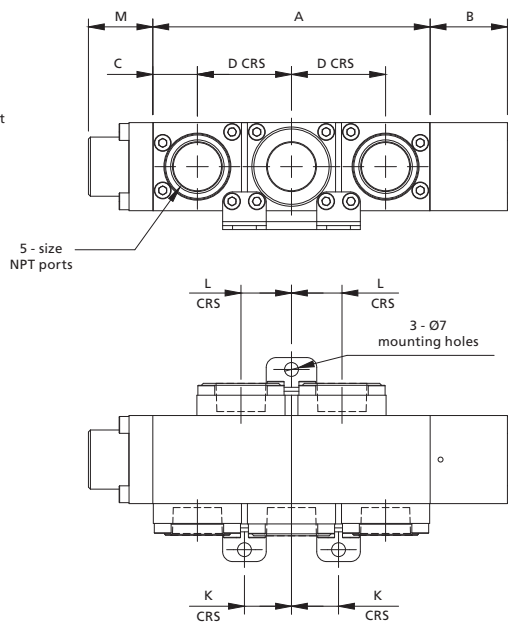
Size	A	B	C	D	E	F	G	H	J	K	L	M	N
3/4"	181.5	65.3	44.5	54	44.5	44.5	77	91	103	87.5	50	25	7
1"	196	58.5	70	63.5	63.5	63.5	96	110	122	93.5	50	35	7



5/2 Function



Size	A	B	C	D	E	F	G	H	J	K	L	M
3/4"	140	39	22.5	47.5	77	54	31.75	91	103	23.75	25.5	32.5
1"	165	45	22.5	60	96	63.5	31.75	104	116	30	30	36

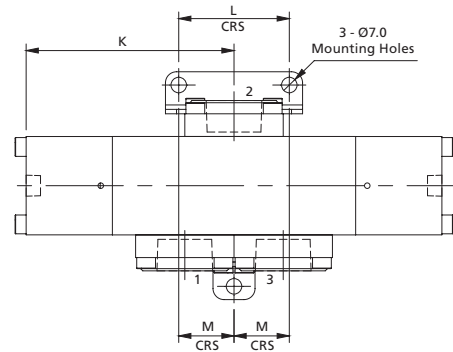
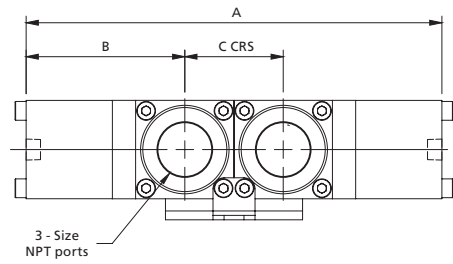
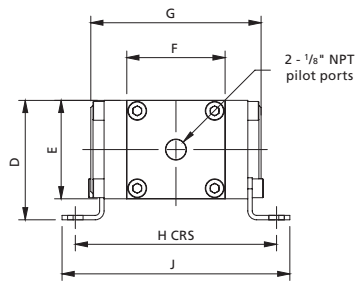


Ordering Information

Product Code	Low Temperature Version	Function	Size	Weight (kg)	CV	Symbol	Product
6326M21-VS2B	6326M21-ES2B	3/2	3/4"	2.5	9.0		
8326M21-VS2B	8326M21-ES2B	3/2	1"	5.3	13.5		
6526M21-VS2B	6526M21-ES2B	5/2	3/4"	3.2	9.0		
8526M21-VS2B	8526M21-ES2B	5/2	1"	7.5	13.5		

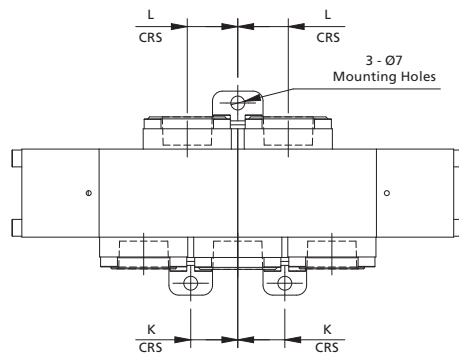
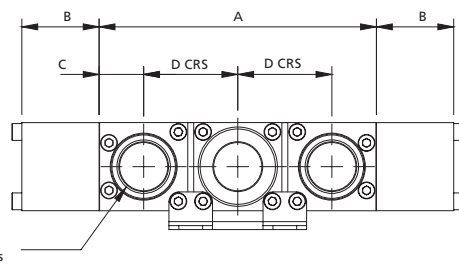
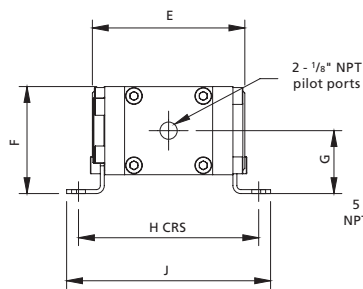
1650 Series spool valves – 3/4" & 1" Double pilot operated

3/2 Function



Size	A	B	C	D	E	F	G	H	J	K	L	M
3/4"	188	71.75	44.5	54	44.5	44.5	44.5	77	91	103	50	25
1"	205	67.5	73	63.5	63.5	63.5	96	110	122	102.5	50	35

5/2 Function



Size	A	B	C	D	E	F	G	H	J	K	L
3/4"	140	45	22.5	47.5	77	54	31.75	91	103	23.75	25.5
1"	165	45	22.5	60	96	63.5	31.75	104	116	30	30

Ordering Information

Product Code	Low Temperature Version	Function	Size	Weight (kg)	CV	Symbol	Product
6326B11-VS2B	6326B11-ES2B	3/2	3/4"	2.5	9.0		
8326B11-VS2B	8326B11-ES2B	3/2	1"	5.4	13.5		
6526B11-VS2B	6526B11-ES2B	5/2	3/4"	3.4	9.0		
8526B11-VS2B	8526B11-ES2B	5/2	1"	7.5	13.5		

1650 Series spool valves – 3/4" & 1" Manually operated

A 3/2 manually operated spool valve in stainless steel for use on gases.

Features and Benefits

- Specifically designed for severe environments
- Ambient temperature range
-20 to +180 °C (-4 to +356 °F)
- 316L stainless steel construction
- Designed for actuator control
- NACE option available

Working Temperature Range

- Valve only version
-20 to +180 °C (-4 to +356 °F)
- Low temperature version
-50 °C (-58 °F optional)

Working Pressure

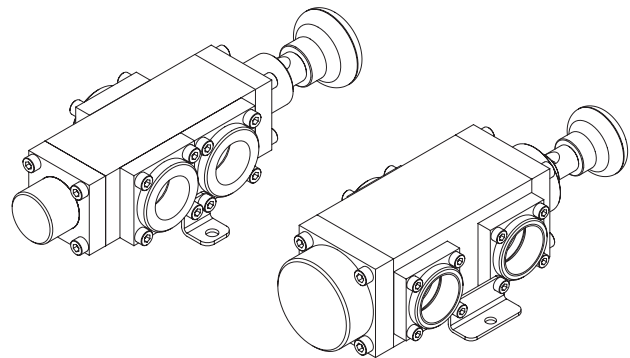
- 12 bar (174 psi) maximum

Ports NPT (BSP Option Available)

- 3/4" & 1" NPT line port
- 1/8" NPT pilot ports

Operating Media

- Gases - filtered lubricated or non-lubricated
- Air, inert gas, sweet (natural) gases
- Sour gas option available



Construction Materials

- Body: 316L stainless steel
- Spool: 316 stainless steel
- Spring: 316 stainless steel
- Seals: Fluoroelastomer

Maximum Flow

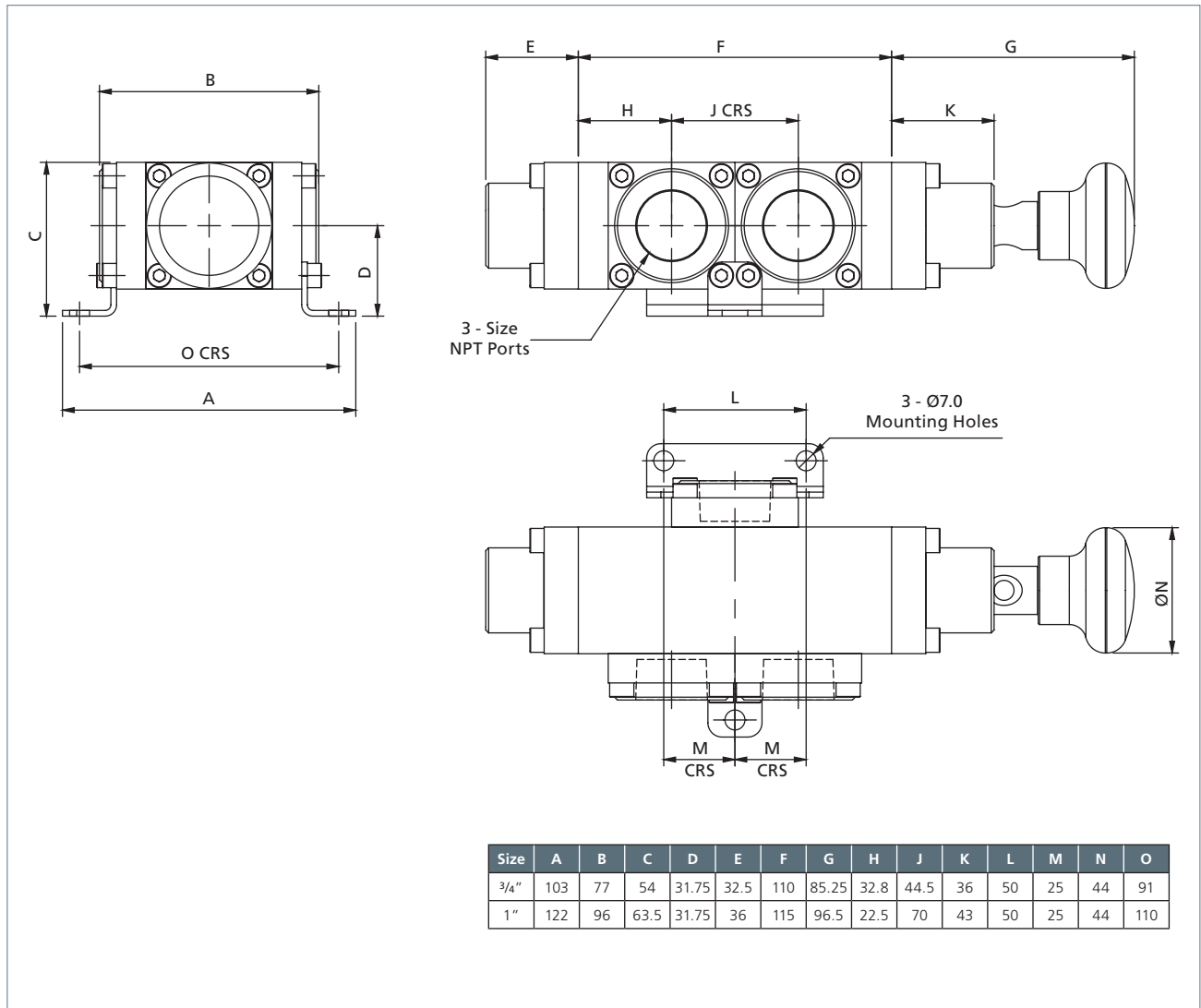
At 6 bar, 1 bar differential:

- 3/4" valves - 9,000 L/Min (318 SCFM)
- 1" valves - 13,500 L/Min (477 SCFM)

Certification Options Available



1650 Series spool valves – 3/4" & 1" 3/2 Pad operated spring-return



Ordering Information

Product Code	Low Temperature Version	Size	Weight (kg)	CV	Symbol	Product
6326M27-VS2B	6326M27-ES2B	3/4"	2.4	9.0		
8326M27-VS2B	8326M27-ES2B	1"	4.8	13.5		

1650 Series spool valves — 3/4" & 1" Pilot solenoid operated

A range of 3/2 and 5/2 solenoid operated spool valves in stainless steel for use on gases.

*K-TYPE solenoid shown -
See Solenoid Specification Chart*

Features and Benefits

- Specifically designed for severe environments
- 3/2 and 5/2 versions
- Ambient temperature range
-20 to +180 °C (-4 to +356 °F)
- 316L stainless steel construction
- Designed for actuator control
- NACE option available

Working Temperature Range

- Valve only version
-20 to +180 °C (-4 to +356 °F)
- Low temperature version
-50 °C (-58 °F optional)

Working Pressure

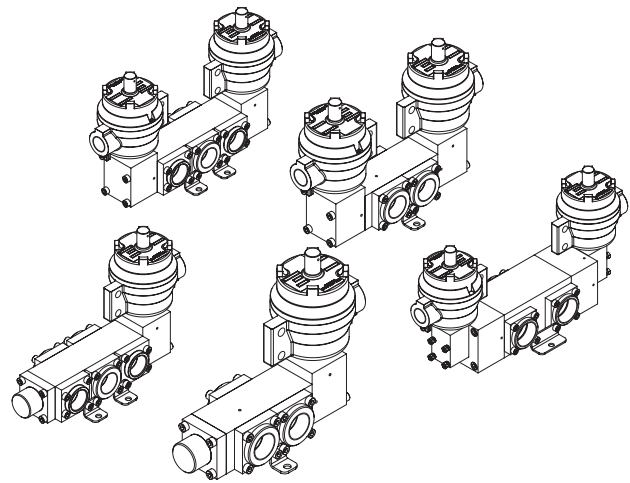
- 12 bar (174 psi) maximum

Ports NPT (BSP Option Available)

- 3/4" & 1" NPT line port
- 1/8" NPT pilot ports

Operating Media

- Gases - filtered lubricated or non-lubricated
- Air, inert gas, sweet (natural) gases
- Sour gas option available



Construction Materials

- Body: 316L stainless steel
- Spool: 316 stainless steel
- Spring: 316 stainless steel
- Seals: Fluoroelastomer

Maximum Flow

At 6 bar, 1 bar differential:

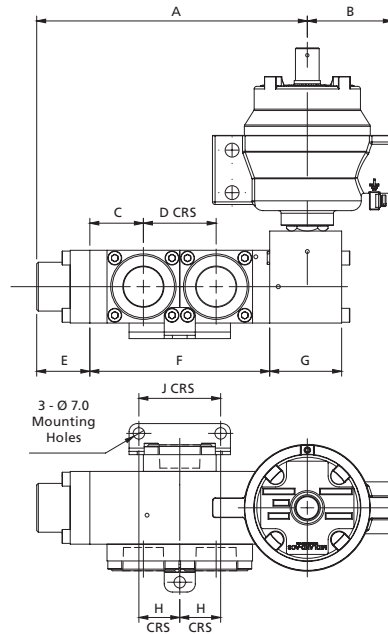
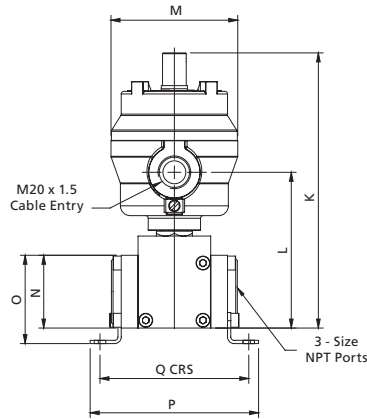
- 3/4" valves - 9,000 L/Min (318 SCFM)
- 1" valves - 13,500 L/Min (477 SCFM)

Certification Options Available



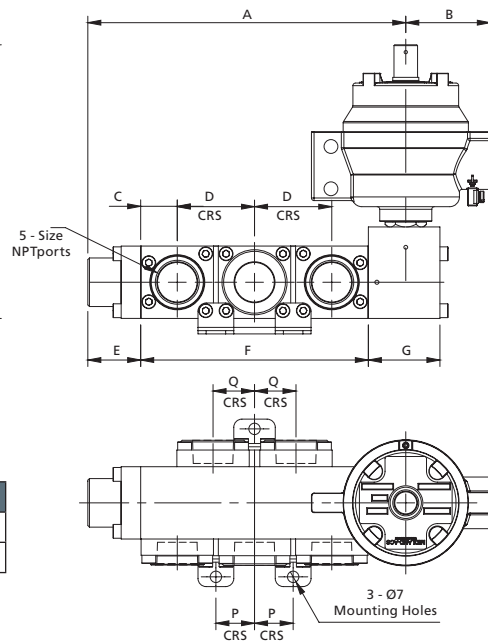
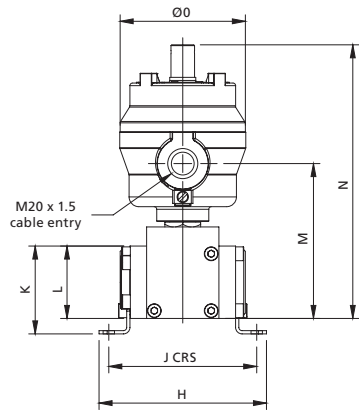
1650 Series spool valves – 3/4" & 1" Pilot solenoid operated spring-return

3/2 Function



Size	A	B	C	D	E	F	G	H	J	K	L	M	N	O	P	Q
3/4"	165.5	52	32.75	44.5	32.5	110	44	25	50	168.2	95.2	77.5	44.5	54	103	91
1"	211.9	52	22.5	70	36	115	76.75	25	50	168.2	95.2	77.5	63.5	63.5	122	110

5/2 Function



Size	A	B	C	D	E	F	G	H	J	K	L	M	N	O	P	Q
3/4"	195.5	52	22.5	47.5	32.5	140	44	103	91	54	44.5	95.2	168.2	77	23.75	25.5
1"	262	52	22.5	60	36	165	76.75	116	104	63.5	63.5	102.7	175.7	77	30	30

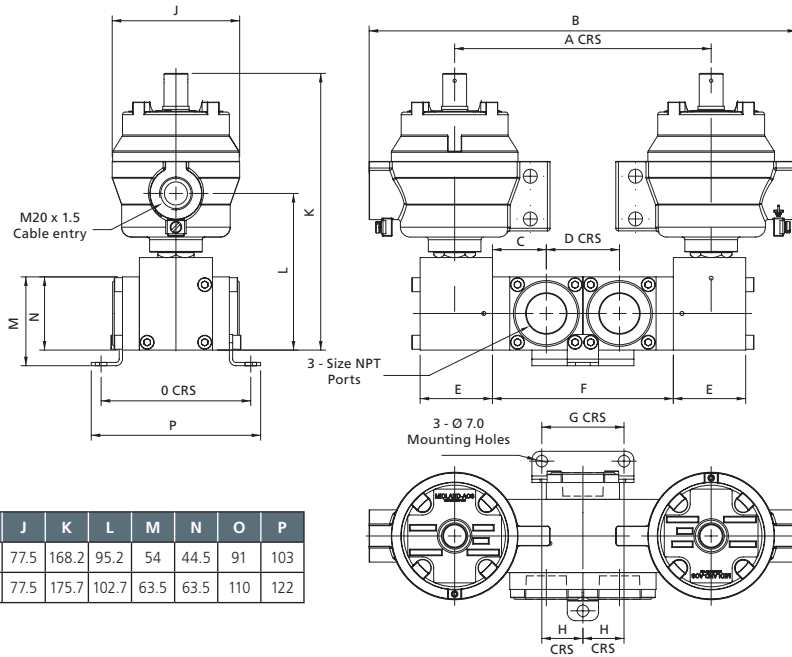
Ordering Information

Product Code	Low Temperature Version	Function	Size	Weight (kg)	CV	Symbol	Product
6326M23-VS2B*#	6326M23-ES2B*#	3/2	3/4"	4.2	9.0		
8326M23-VS2B*#	8326M23-ES2B*#	3/2	1"	7.1	13.5		
6526M23-VS2B*#	6526M23-ES2B*#	5/2	3/4"	5.0	9.0		
8526M23-VS2B*#	8526M23-ES2B*#	5/2	1"	8.6	13.5		

* Denotes solenoid type. See page 61-62; # Denotes Voltage. See page 61

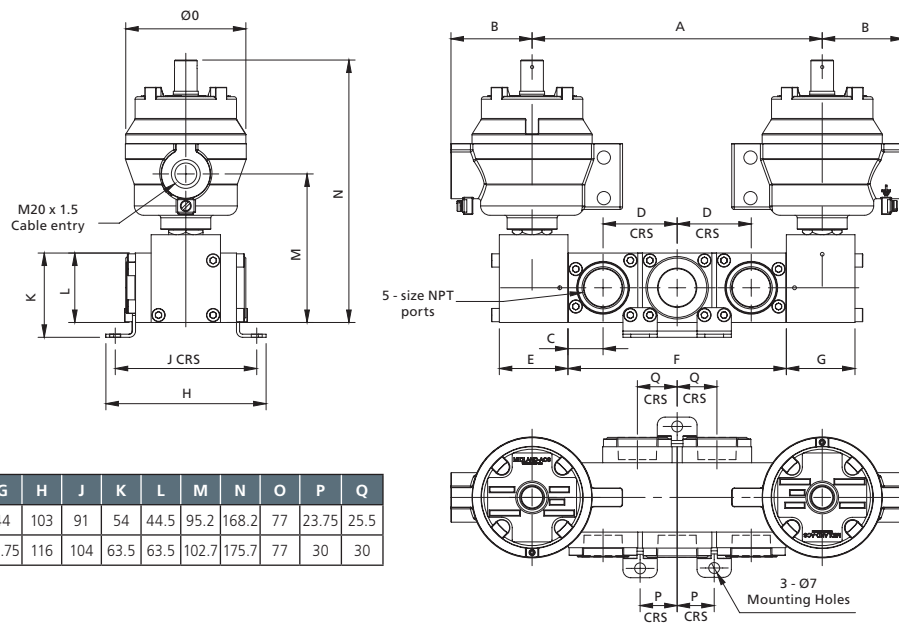
1650 Series pool valves — 3/4" & 1" Double solenoid operated spring-return

3/2 Function



Size	A	B	C	D	E	F	G	H	J	K	L	M	N	O	P
3/4"	156	260	32.75	44.5	44	110	50	25	77.5	168.2	95.2	54	44.5	91	103
1"	236.8	340.5	67.5	70	76.8	115	50	25	77.5	175.7	102.7	63.5	63.5	110	122

5/2 Function



Size	A	B	C	D	E	F	G	H	J	K	L	M	N	O	P	Q
3/4"	186	52	22.5	47.5	74	140	44	103	91	54	44.5	95.2	168.2	77	23.75	25.5
1"	286.75	52	22.5	60	76.75	165	76.75	116	104	63.5	63.5	102.7	175.7	77	30	30

Ordering Information

Product Code	Low Temperature Version	Function	Size	Weight (kg)	CV	Symbol	Product
6326B33-VS2B*#	6326B33-ES2B*#	3/2	3/4"	6.2	9.0		
8326B33-VS2B*#	8326B33-ES2B*#	3/2	1"	9.2	13.5		
6526B33-VS2B*#	6526B33-ES2B*#	5/2	3/4"	7.0	9.0		
8526B33-VS2B*#	8526B33-ES2B*#	5/2	1"	10.8	13.85		

* Denotes solenoid type. See page 61-62; # Denotes Voltage. See page 61

1500, 1600 & 1650 Series pool valves – Solenoid operators for use with pilot solenoid pool valves

Solenoid Code K&7

Technical drawing of Solenoid Code K&7. Dimensions include a top diameter of $\text{Ø}77$, a total height of 112, a cable entry offset of 39, a base diameter of 58, and a base offset of 52. It features an M20 X 1.5 Cable Entry and an M20 X 1.0 connection.

Solenoid Code CL

Technical drawing of Solenoid Code CL. Dimensions include a cable entry offset of 39, a total height of 40, a cable entry diameter of 18.5, a base diameter of $\text{Ø}36.5$, and a base connection of $\frac{3}{4}'' - 32\text{UN}$. It features a $\frac{1}{2}''$ NPT Cable Entry.

Solenoid Code P&T

Technical drawing of Solenoid Code P&T. Dimensions include a top radius of R 25, a total width of 80.5, a cable entry offset of 58.0, a total height of 60, and a cable entry height of 72. It features an M20 X 1.5 Cable Entry.

Solenoid Code 4

Technical drawing of Solenoid Code 4. Dimensions include a cable entry offset of 19.5, a total width of 51, a total height of 57.5, and a cable entry height of 62. It features an M20 X 1.0 connection, a Pg9 Cable Entry, and a DIN 43650B PLUG.

Voltages

Code	Voltage
C	12 VDC
D	24 VDC
F	48 VDC
M	110 VAC 50/60 Hz
S	220 VAC 50 Hz
Y	28 VDC

1500, 1600 & 1650 Series pool valves

Solenoid specifications

Model Code	K	7	CL	P	T	4
Type of Protection	Exd IIC T6	Exd IIC T4	NEMA 7 & 9	Eex me II T4/T5	Eex ia IIC T6	Non-hazardous
Approved Area	Zones 1 and 2	Zones 1 and 2	Class I, Div 1, Group C & D. Class II, Div 1, Groups E, F, & G. Class II, Div 2, Groups C, D, E, F & G	Zones 1 and 2	Zones 0	None
Degree of Protection	IP67 (NEMA Equivalent: 6)	IP67 (NEMA Equivalent: 6)	NEMA 4 (IP55)	IP66 (NEMA Equivalent: 4X)	IP66 (NEMA Equivalent: 4X)	IP65 (NEMA Equivalent: 4)
Housing	316 Stainless Steel alt Aluminium Epoxy coated	316 Stainless Steel alt Aluminium Epoxy coated	Stainless Steel. Coil potted	Glass reinforced Polyamid (Stainless Steel conduit hub)	Glass reinforced Polyamid	Moulded plastic
Cable Entry	M20 x 1.5 (Optional 1/2" NPT consult factory for code)	M20 x 1.5 (Optional 1/2" NPT consult factory for code)	1/2" NPT or 24" flying lead	M20 x 1.5 (Optional 1/2" NPT consult factory for code)	M20 x 1.5 (Optional 1/2" NPT consult factory for code)	DIN plug
Power Consumption AC/DC	5W 22.4 VA (110 VAC) 23.4 VA (120 VAC)	5W 22.4 VA (110 VAC) 23.4 VA (120 VAC)	1.8 W / 1.8 W	7.5 W (DC)	2.3 W (24 VDC)	9 W (DC) 9 W (Inrush 32 VA) (AC)
Maximum Admissible Surface Temp	85 °C (185 °F)	135 °C (275 °F)	160 °C (320 °F)	T4 135 °C (275 °F) T5 100 °C (212 °F)	85 °C (185 °F)	N/A
Maximum Ambient Temperature	40 °C (104 °F)	80 °C (176 °F)	40 °C (104 °F)	T4 75 °C (167 °F) T5 40 °C (104 °F)	65 °C (149 °F)	50 °C (122 °F)
Maximum Fluid Temperature	80 °C (176 °F)	80 °C (176 °F)	105 °C (221 °F)	75 °C (167 °F)	75 °C (167 °F)	75 °C (167 °F)
Solenoid Weight (kg)	1.62	1.62	0.29	0.63	0.53	0.20
Approved Standard	ATEX, CSA, UL, IECEX & EAC	ATEX, CSA, UL, IECEX & EAC	UL Listed / CSA Certified	ATEX, CSA, UL & IECEX	ATEX, CSA, UL & IECEX	

NOTES:

The combination of valve and coil will determine maximum ambient i.e. always the lower of the two.
'T' type solenoid only available with 28 VDC coil (Y).

Service and Support

rotork® Site Services

In each of our divisions, Site Services staff are dedicated to providing customer service and support, carrying out new installations and delivering retrofit projects. These teams are based out of service centres around the world and are complemented by factory-trained agents.

Our expert technicians support Rotork customers, allowing us to deliver on our promise of global solutions backed by local service.

Visit www.rotork.com to identify your nearest Rotork location.



Client Support Programme

Rotork offers a premium level of product reliability and availability through the flexible Client Support Programme (CSP). Designed to facilitate the highest production demands while providing a tiered approach to maintenance, the CSP is committed to reducing maintenance downtime and costs.

Through consultation, the CSP is tuned to deliver the optimum level of maintenance through predictive maintenance algorithms.

Features of the CSP are:

- Fixed term prices for Rotork products and services
- Customisable cover based on equipment criticality to production
- Equipment performance related targets for reliability and availability
- Priority support with customisable response times
- Fully parts and labour inclusive, no additional costs or discounted labour and parts
- Fix or replace options
- Periodic equipment performance and status reports
- Built-in regular health checks on all equipment

Benefits of the CSP include but are not limited to:

- Year-on-year reduced maintenance costs
- Easy budget management
- Maximised production resulting in reduced downtime
- Year-on-year improved reliability and availability
- Optimised resource usage to accelerate in-house projects
- Reduced lifecycle costs



rotork®

Keeping the World Flowing

www.rotork.com

A full listing of our worldwide sales and service network is available on our website.

Rotork Midland Ltd.
Patrick Gregory Road
Wolverhampton
WV11 3DZ, UK
tel +44 (0)1902 305 678
fax +44 (0)1902 305 676
email sales.midland@rotork.com

Rotork is a corporate member of the Institute of Asset Management



PUB118-001-00
Issue 06/16

As part of a process of on-going product development, Rotork reserves the right to amend and change specifications without prior notice. Published data may be subject to change. For the very latest version release, visit our website at www.rotork.com
The name Rotork is a registered trademark. Rotork recognises all registered trademarks. POWDG0616.
Published and produced in the UK by Rotork Controls Limited. Registered office: Rotork plc, Brassmill Lane, Bath, BA1 3JQ, UK.